



Cultivating Demand For Lasting Value



ANNUAL REPORT 2020

Contents

| | | | |
|----|-----------------------------|-----|----------------------------------------------------------|
| 01 | Company Profile | 55 | Directors' Statement |
| 02 | Letter to Shareholders | 58 | Independent Auditors' Report |
| 04 | Corporate Structure | 63 | Financial Statements |
| 05 | Business Segments | 69 | Notes to the Financial Statements |
| 10 | Financial Highlights | 127 | Shareholders' Statistics |
| 11 | Performance Review | 129 | Notice of Annual General Meeting Proxy Form |
| 14 | Board of Directors | 139 | Appendix – Proposed Renewal of Share Buy-back Mandate |
| 16 | Key Management | | Corporate Information |
| 17 | Sustainability Report | | |
| 28 | Corporate Governance Report | | |

Industry Solutions



Healthcare



Food & Beverage



Industrials



Life Sciences



Beauty



This Annual Report has been reviewed by the Company's Sponsor, SAC Capital Private Limited (the "Sponsor").

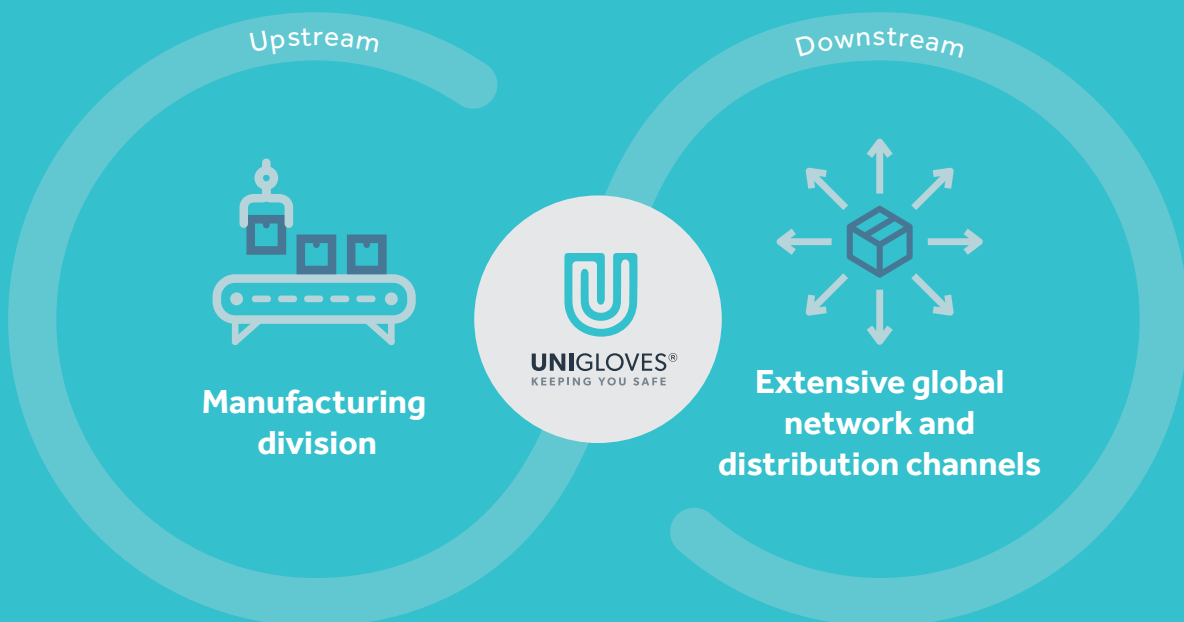
This Annual Report has not been examined or approved by the Singapore Exchange Securities Trading Limited ("SGX-ST") and the SGX-ST assumes no responsibility for the contents of this

Annual Report, including the correctness of any of the statements or opinions made or reports contained in this Annual Report.

The contact person for the Sponsor is Ms Tay Sim Yee (Telephone: +65 6232 3210) at 1 Robinson Road, #21-00 AIA Tower, Singapore 048542.

Company Profile

UG Healthcare Corporation Limited 优格医疗集团 (“UG Healthcare” and together with its subsidiaries, the “Group”) is a disposable gloves manufacturer with its own established global downstream distribution that markets and sells disposable glove products under its proprietary “Unigloves” brand.



The Group owns and operates an extensive downstream network of distribution companies with a local presence in Europe, United Kingdom, USA, China, Africa and South America, where it markets and sells its own proprietary “Unigloves” brand of disposable gloves. The Group also distributes ancillary products including surgical gloves, vinyl and cleanroom disposable gloves, face masks and other medical disposables.

These downstream distribution companies are supported and complemented by the Group’s own upstream manufacturing division, manufacturing natural latex and nitrile disposable gloves under its “Unigloves” brand and third-party labels in its manufacturing facilities located in Seremban, Malaysia.

Its “Unigloves” brand of disposable gloves offers an extensive product range that includes both specialised products, with a variety of coatings, scents, colours, thickness, anti-microbial properties for more specialised users, as well as generic products. These products are used across a diverse range of industries requiring cross infection protection and hygiene standards, whilst catering to different applications and preferences.

UG Healthcare is listed on the SGX-ST under stock code 8K7.

Letter to Shareholders

The global pandemic accelerated our capacity expansion plans as demand surged throughout our entrenched distribution networks from our own customer base. We believe that the demand and growth from our customer base will continue to deliver sustainable growth for the Group post-pandemic.

Dear Fellow Shareholders,

We are appreciative of your patience and support as the Group strives to build our integrated supply chain from upstream manufacturing to downstream distribution for our proprietary branded products over the years. Laying groundwork and building our business, particularly the distribution infrastructure and networks, take time and effort. Moreover, we are also building our own "Unigloves" brand of disposable glove products at the same time.

The outbreak of the global coronavirus pandemic tested everyone in ways never before. The heightened awareness for protection and hygiene led to overwhelming demand and there was a lag in supply as expansion in manufacturing operations require more time. The 2020 Movement Control Order ("MCO") implemented in Malaysia, as a preventive measure by the federal government, brought the operations of non-essential businesses and services to a standstill and this has impeded capacity expansion plans.

In the year under review, we added production capacity of 500 million pieces of gloves per annum in January 2019 and completed major modifications for some of our existing production lines in May 2020. The current installed production capacity of 2.9 billion pieces of gloves per annum has since been running at optimum efficiency. As the Group manages and operates both our upstream manufacturing and downstream distribution businesses, we are making sure our integrated supply chain works well for all our long term customers and end users, ensuring them adequate inventory to meet their needs.

The financial year ended 30 June 2020 ("FY2020") saw the Group achieve a more than five times increase in net profit attributable to shareholders to S\$13.4 million on the back of a 57.2% increase in revenue to S\$144.2 million. The commendable

set of results was attributed to the readiness of the Group's operations, particularly in the fourth quarter of FY2020 when the coronavirus escalated to a global pandemic. Gross profit had more than doubled to S\$42.5 million in FY2020 and gross margin improved from 20.4% in FY2019 to 29.5% in FY2020. The earlier investments and efforts to strengthen our distribution network in key strategic markets have shown positive results, and this is also driving us to quicken our pace towards another level of growth.

Cultivating lasting demand

We believe that it is timely for us expand our production capacity more aggressively to narrow the gap between our upstream manufacturing supply and downstream distribution market demand. The Group has commenced our capacity expansion plans through (i) an increase of 500 million pieces of gloves in our extended production facility at one of our two existing manufacturing facilities, to bring our total installed production capacity to 3.4 billion pieces of gloves per annum by end March 2021, and (ii) the recent acquisition of a new piece of land which is in close proximity to our existing manufacturing facilities to facilitate the construction of a new production facility for a production capacity of 1.2 billion pieces, with the aim of bringing our total installed production capacity to 4.6 billion pieces of gloves per annum by end June 2021. These capacity expansion plans are being carried out concurrently. In addition, the Group has also made further inroads in the Chinese market with the establishment of a new wholly-owned distribution company in Suzhou City, China. We believe that these expansions will enable the Group to leverage and further enhance economies of scale as we continue to cultivate demand for our "Unigloves" brand of disposable glove products through our entrenched distribution networks in key strategic markets and expand into neighbouring markets.



Delivering sustainable growth

The heightened awareness for protection and hygiene amidst the global pandemic led to a surge in demand for disposable gloves, a segment that has typically been enjoying an average annual growth of approximately 8% over the past decade. The Malaysian Rubber Gloves Manufacturers Association (“MARGMA”) estimates that global demand for disposable gloves would reach 330 billion pieces by end 2020, an increase of 25.5% over 263 billion pieces of gloves in 2019. Due to the sudden surge in global demand, the industry faced production capacity constraints resulting in longer lead time as production capacities can only be added gradually. This mismatch in demand and supply has inevitably raised the average selling prices of disposable gloves.

The Group has always been taking a prudent approach to cultivate demand from our downstream distribution business and respond to the rise in demand with production capacity expansion. The global pandemic accelerated our capacity expansion plans as demand surged throughout our entrenched distribution networks from our own customer base. We believe that the demand and growth from our customer base will continue to deliver sustainable growth for the Group post-pandemic.

Strengthening our shareholder base

As the Group progresses, we are also looking into strengthening and broadening our shareholder base to enhance shareholder value in the long term. We are heartened by the overwhelming support from institutional and accredited investors when we did a share placement of 7.5 million new shares and raised approximately S\$19.1 million in August 2020. These proceeds will be used as part of our financing towards the production capacity expansion plans. In an effort to increase market liquidity

and encourage greater participation in our Group’s growth, we carried out a share split of every one existing share into three shares in September 2020. Through these corporate exercises, the Group has broadened our share base from 196,092,856 shares as at 30 June 2020 to 614,978,568 shares.

The Group has declared a final ordinary one-tier tax exempt dividend of S\$0.00238 per share (post-share split) for FY2020 to reward shareholders. The dividend payment is subject to shareholders’ approval at the upcoming Annual General Meeting to be held on 30 October 2020, where shareholders will have the option of receiving the dividend in scrip or cash.

Acknowledgements and Appreciation

On behalf of the Board, we extend our sincere gratitude to our customers, business partners, bankers and dedicated management and staff for their continued dedication and efforts. We would like to convey our appreciation to our fellow Directors for their support, particularly our former Board member, Mr Lim Teck Chai, Danny, for his invaluable contributions to the Group. We also extend our warm welcome to Mr Vincent Leow who joined our Board on 29 February 2020.

We also extend our warmest gratitude to our shareholders for your confidence in us, and we look forward to your continued support as we continue to build a sustainable integrated supply chain business to deliver higher value for all stakeholders.

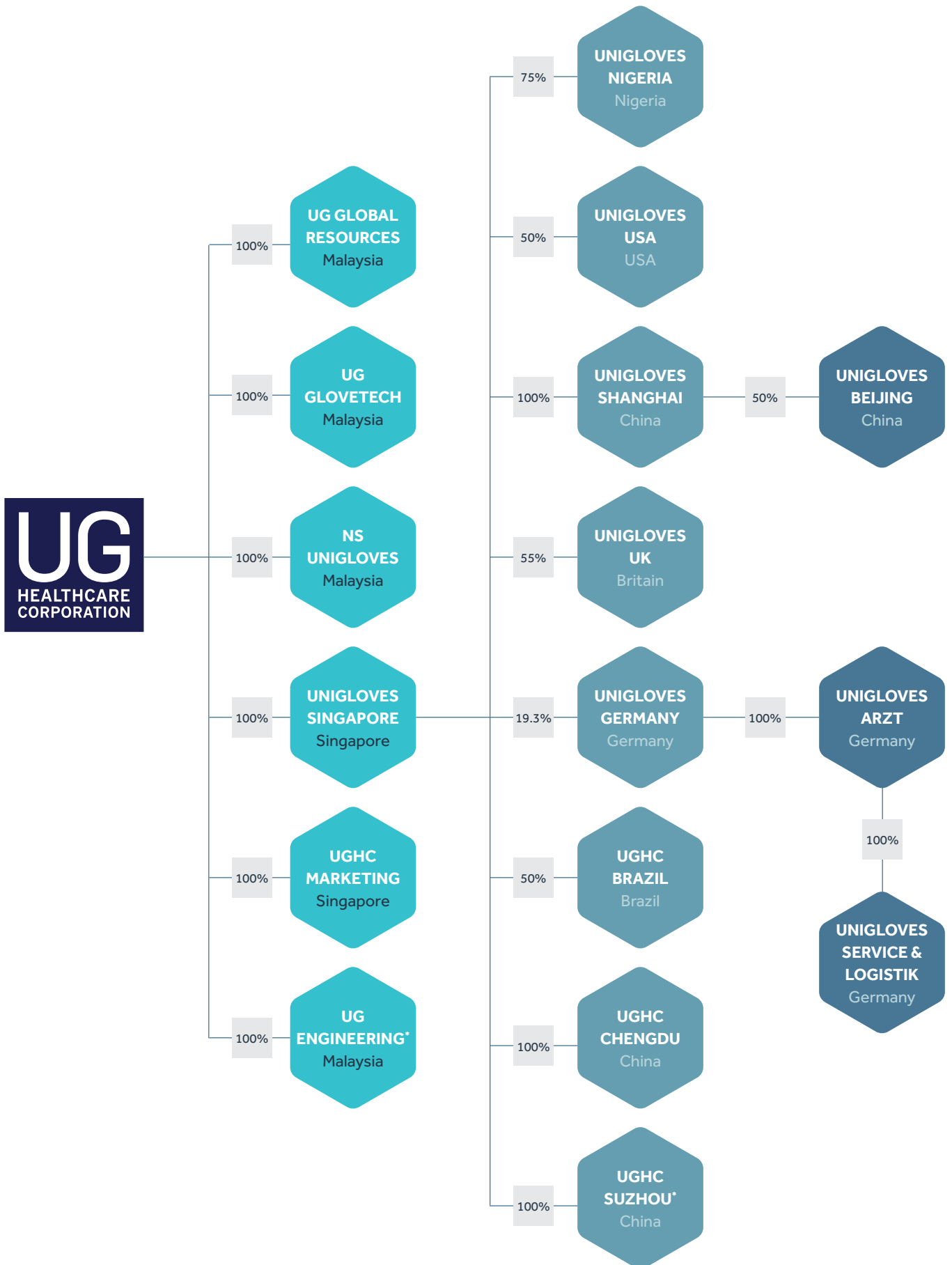
Yip Wah Pung

Non-Executive Chairman and Independent Director

Lee Keck Keong

CEO and Executive Director

Corporate Structure



* These companies are part of the Group after 30 June 2020.

Business Segments

UG Healthcare remains committed to sustaining our excellence in our integrated own-brand business model providing consistency, quality, and reliability to our end users – keeping them safe with suitable gloves for the applications in their professions.



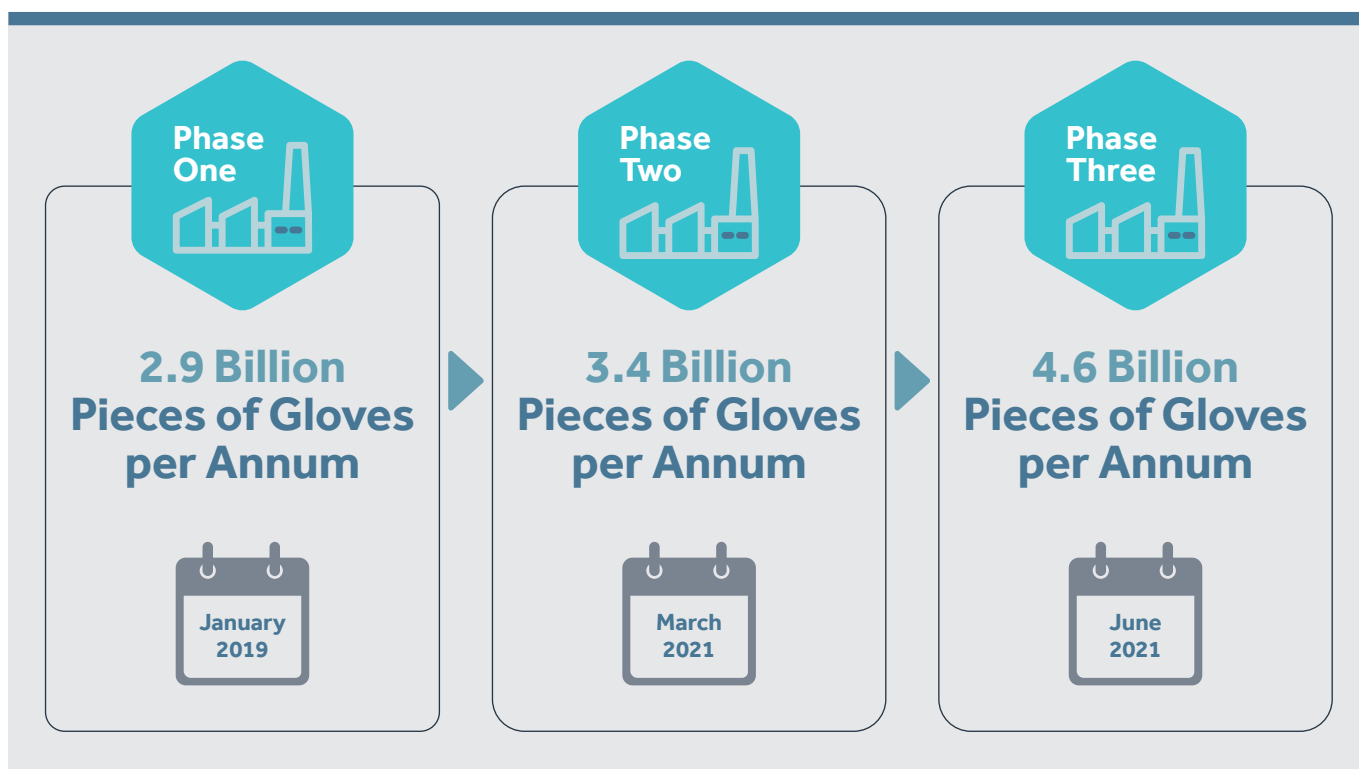
We continue to devote our upstream manufacturing of premium disposable natural latex and nitrile examination gloves to support our downstream distribution companies and networks. The direct access to the end users from our own marketing and distribution teams in both the developed and developing countries allows us to customise gloves suitable for the professionals in the various industries.

The Group will continue to dedicate a portion of our installed production capacity for third-party labels as we continue to build our core “Unigloves” brand of gloves through our entrenched distribution networks.

Our extensive product range includes gloves of various colours and scents to appeal to different needs and preferences, and are used across a diverse range of industries. We also distribute ancillary products including surgical, vinyl and cleanroom gloves, face masks and other medical disposables.

As the Group continues to expand from our key markets in both developed and developing countries to the neighbouring markets in the region, we will continue to strive to meet the demand from our end users through the support from our upstream manufacturing capabilities.

Business Segments



Our Upstream Manufacturing Capabilities

UG Healthcare's manufacturing base is located in Seremban, Negeri Sembilan, Malaysia. Currently, we have two manufacturing facilities and we are accelerating our expansion plans to narrow the gap between the upstream manufacturing supply and downstream distribution market demand.

In January 2019, we added production capacity of 500 million pieces of gloves per annum to the extended production facility on the plot of land (which the Group already owns) beside our existing manufacturing facility ("Phase 1"). This addition raised the Group's total installed capacity to 2.9 billion pieces of gloves per annum and allowed us to carry out major modifications for some of our existing production lines.

The outbreak of the coronavirus saw the surge in orders for natural latex and nitrile gloves in early 2020 which, coupled with the MCO in Malaysia in March 2020, led the Group to focus on achieving optimal utilisation with the installed production capacity of 2.9 billion pieces of gloves per annum.

As we continue to focus on strengthening our relationship with long term customers by prioritising our production capacity to ensure they have the required inventory to meet their needs, we have decided to bring forward our production capacity expansion plans to cope with the higher demand. The earlier planned additional capacity of 300 million pieces of gloves per annum by end June 2021 at the extended production facility ("Phase 2"), will be brought forward to March 2021 and the intended

additional capacity will be raised by 200 million pieces to 500 million pieces of gloves per annum with advancements in the design and technology of the production lines. The increase will raise the total anticipated installed production capacity from the current 2.9 billion pieces of gloves per annum to 3.4 billion pieces of gloves per annum by end March 2021.

In early September 2020, the Group acquired a piece of land through the acquisition of UG Engineering Sdn Bhd, which has an industrial land size of 17,233m² and strategically located within close proximity to our two manufacturing facilities. Work has commenced on this newly acquired land to accelerate the further expansion in production capacity of an additional 1.2 billion pieces of gloves per annum, bringing the total installed production capacity to 4.6 billion pieces of gloves per annum by end June 2021 ("FY2021").

The additional production capacity of 1.7 billion pieces of gloves per annum to be installed in FY2021 is a 59% increase from the current production capacity of 2.9 billion pieces of gloves per annum, which will bring the Group's total installed production capacity to 4.6 billion pieces of gloves per annum.

At UG Healthcare, we place significant emphasis on quality control and production standards during our production processes. Our manufacturing facilities are accredited for quality standards under the ISO 9001:2000, ISO 13485:2003 and ISO 9001:2008 certifications. We have also been certified by the Malaysian Rubber Board to produce Standard Malaysian Glove for export.

Our Downstream Distribution Network

The Group owns and operates an extensive network of downstream distribution companies with a local presence in Europe, the USA, China, Africa, and South America, where we market and sell our own proprietary "Unigloves" brand of disposable gloves to more than 50 countries globally. The Group also distributes ancillary products including surgical gloves, vinyl, and cleanroom disposable gloves, face masks and other medical disposables.

We have invested and strengthened our distribution network in key strategic markets over the last few years – managing our own warehousing and logistics infrastructure and operating with our own marketing team.

We will continue to expand our market reach in these strategic key markets in both the developed and developing countries, to cultivate demand for our "Unigloves" brand of disposable gloves and ancillary products to more end users.

The Group has recently in September 2020, established a distribution company in Suzhou, China to further deepen our reach in the Chinese market.



Business Segments



Own Brand of Products

Our "Unigloves" brand of disposable gloves offers an extensive product range that includes both specialised products, amongst others, a variety of coatings, scents, colours, thickness, anti-microbial properties for more specialised users, as well as generic products. These products are used across a diverse range of industries requiring cross infection protection and high hygiene standards, catering to different applications and preferences.

We constantly keep abreast of developments in technology and process improvements as well as developments in latex compounding formulations to attain certain desired properties and characteristics for the customisation of our products (own "Unigloves" brand and OEM brands).



UNIGLOVES®
KEEPING YOU SAFE

Business Strategy

The Group's strategy has always been to cultivate demand for our proprietary "Unigloves" range of disposable gloves through our downstream distribution companies. These strategically established distribution companies in both developed and developing countries have their local sales and marketing teams and distribution infrastructures (including local warehouses and logistics) as well as direct customer base. The market demand for our "Unigloves" range of products, in turn, drives the production volume in our upstream manufacturing facilities in Malaysia. This approach allows the Group to manage the value chain seamlessly and efficiently.

The Group will continue to drive marketing campaigns to promote our proprietary "Unigloves" brand of disposable gloves through our downstream distribution network. These campaigns will focus on driving the marketing and sales of our established distribution companies in our key markets of Europe, the USA, China, Nigeria, and Brazil, where these distribution companies operate their own warehousing and logistics infrastructure.



Types of Gloves and Characteristics

Natural Latex Examination Gloves



- Made from renewable source of raw material, natural rubber latex, thus making them more environmental-friendly as they are biodegradable
- Low level of extractable protein, chemical residuals and/or antigenic protein

Nitrile Examination Gloves



- Made from a synthetic elastomer, instead of natural rubber latex
- Excellent barrier protection which provides more puncture resistance
- Most suitable for users sensitive to latex protein

Vinyl Gloves



- Most economical and cost effective
- Suitable for users sensitive to latex protein

Surgical Gloves



- Extra strength and length that provide additional protection from surgical debris

Cleanroom Gloves



- Low ionic residual levels particle counts, and pinhole level
- High resistance to punctures and tears

Industries

- ✓ Healthcare
 - Hospitals
 - Clinics (Dentist, Specialists)
 - Nursing homes and hospices
 - Social services
- ✓ Automotive
- ✓ Beauty
 - Tattoo
 - Hair
 - Aesthetics
- ✓ Research and development
- ✓ Food and beverages
- ✓ Others

Industries

- ✓ Healthcare
 - Hospitals
 - Clinics (Specialists)

Industries

- ✓ High technology manufacturing
 - Semiconductor manufacturing
 - Electronics
 - Pharmacies
 - Laboratories
 - Optics

Financial Highlights

| For The Financial Year Ended 30 June | 2020 | 2019 | 2018 | 2017 |
|--------------------------------------------------|---------|--------|--------|--------|
| Income Statement (S\$'000) | | | | |
| Revenue | 144,209 | 91,712 | 78,060 | 65,239 |
| Gross profit | 42,519 | 18,716 | 12,764 | 9,666 |
| Profit before tax | 18,057 | 2,763 | 5,047 | 2,569 |
| Profit attributable to owners of the Company | 13,402 | 2,507 | 4,335 | 2,444 |
| Balance Sheet (S\$'000) | | | | |
| Shareholders' equity | 52,221 | 42,328 | 41,957 | 37,134 |
| Total assets | 113,015 | 99,089 | 85,184 | 66,241 |
| Net asset value | 54,272 | 43,364 | 41,874 | 37,059 |
| Net tangible asset value | 54,010 | 43,067 | 41,623 | 36,798 |
| Per Share⁽¹⁾ (Singapore Cents) | | | | |
| Basic earnings | 6.83 | 1.30 | 2.26 | 1.28 |
| Net asset value | 27.68 | 22.43 | 21.87 | 19.36 |
| Net tangible asset value | 27.54 | 22.28 | 21.74 | 19.22 |
| Dividends | 0.238 | 0.259 | 0.235 | – |
| Financial Ratios | | | | |
| Return on equity ⁽²⁾ | 28.3% | 5.9% | 11.0% | 6.5% |
| Return on assets ⁽³⁾ | 12.6% | 2.7% | 5.7% | 4.0% |
| Dividend payout ratio | 11.2% | 20.0% | 10.4% | – |
| Net gearing ratio ⁽⁴⁾ | 49.2% | 79.1% | 49.7% | 41.3% |

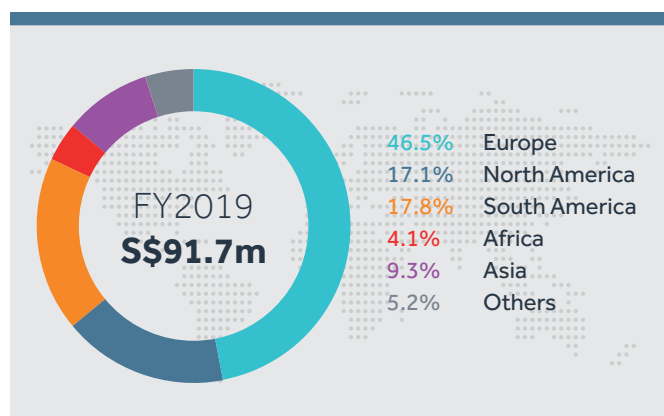
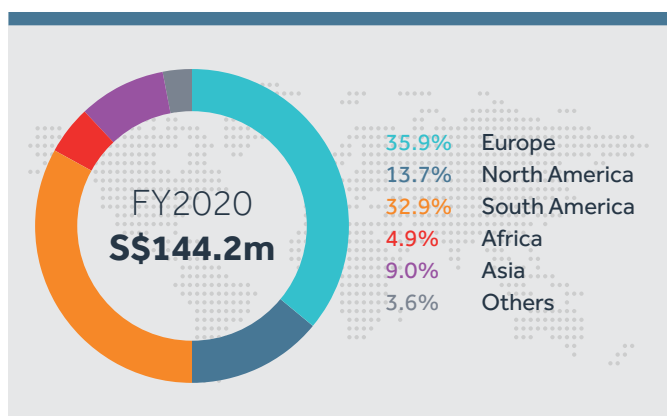
⁽¹⁾ Basic earnings per share, net asset value per share, net tangible asset per share and dividends per share were computed based on the share capital of 196,092,856 ordinary shares for FY2020, 193,297,531 ordinary shares for FY2019 and 191,460,054 ordinary shares for FY2017 and FY2018.

⁽²⁾ Return on equity was computed based on net profit attributable to owners of the Company as a percentage of average shareholders' equity.

⁽³⁾ Return on assets was computed based on net profit attributable to owners of the Company as a percentage of average total assets.

⁽⁴⁾ Net gearing ratio was computed based on total bank borrowings and derivative financial instruments less cash as a percentage of shareholders' equity.

Revenue By Geographical Locations



Performance Review



Revenue
S\$144.2 million

57.2% increase from
S\$91.7 million in FY2019



The Group has been building its integrated supply chain from upstream manufacturing to downstream distribution for its proprietary “Unigloves” branded glove products since its inception, albeit at a gradual pace. The outbreak of the global pandemic during the financial year under review led the Group to a breakthrough in its performance, particularly in its fourth quarter financial period. Revenue for FY2020 increased by 57.2% from S\$91.7 million in FY2019 to S\$144.2 million in FY2020.

Despite the unprecedented surge in demand for disposable gloves, the Group continues to focus on strengthening its relationship with long term customers by prioritising production capacity to ensure these long term customers have the required inventory to meet their needs.

In view of the strong demand which was outstripping the supply, the Group accelerated its production capacity expansion plans to cope with the higher demand by:

- i) raising its earlier planned additional production capacity of 300 million pieces of gloves per annum by end June 2021 to 500 million pieces of gloves per annum by end March 2021, and
- ii) constructing a new production facility on the newly acquired land in close proximity to the Group’s existing manufacturing facilities for an installed production capacity of 1.2 billion pieces of gloves per annum by end June 2021.

With the anticipated installed production capacity of 1.7 billion pieces of gloves per annum to come on stream by end June 2021, the Group will have an anticipated installed production capacity of 4.6 billion pieces of gloves per annum, an increase of 59% over the current 2.9 billion pieces of gloves per annum.

The anticipated increase in the volume of gloves produced is expected to narrow the gap between the supply from the Group’s upstream manufacturing and the demand from its downstream distribution networks and key markets.

The outbreak of global coronavirus pandemic raised the awareness of hygiene and inevitably the supposed usage of medical supplies including disposable gloves for every person/patient. This has led to the sudden surge in demand, particularly in developing countries.

Revenue Analysis by Key Markets

| FYE 30 June (S\$'000) | FY2020 | FY2019 | Variance |
|-----------------------|----------------|---------------|----------------|
| Europe | 51,798 | 42,607 | ↑ 21.6% |
| North America | 19,706 | 15,678 | ↑ 25.7% |
| South America | 47,489 | 16,301 | ↑ > 100% |
| Africa | 7,022 | 3,835 | ↑ 83.1% |
| Asia | 13,019 | 8,558 | ↑ 52.1% |
| Others | 5,175 | 4,733 | ↑ 9.3% |
| Total | 144,209 | 91,712 | ↑ 57.2% |

The Group had completed its major modification and upgrading of some of its existing production lines in early May 2020 and has been operating at its optimum efficiency of 2.9 billion pieces of gloves per annum. In FY2020, revenue for latex examination gloves, nitrile examination gloves and other ancillary products increased by 58.0%, 55.8% and 60.7% respectively, as compared to a year ago.

Performance Review

Product Segment Analysis

| FYE 30 June (S\$'000) | Revenue | | Gross Profit | | Gross Margin | |
|----------------------------|----------------|--------|---------------|--------|--------------|--------|
| | FY2020 | FY2019 | FY2020 | FY2019 | FY2020 | FY2019 |
| Latex examination gloves | 74,697 | 47,272 | 22,861 | 9,667 | 30.6% | 20.4% |
| Nitrile examination gloves | 60,168 | 38,624 | 17,503 | 8,277 | 29.1% | 21.4% |
| Other ancillary products | 9,344 | 5,816 | 2,155 | 772 | 23.1% | 13.3% |
| Total | 144,209 | 91,712 | 42,519 | 18,716 | 29.5% | 20.4% |



Gross profit surged from S\$18.7 million in FY2019 to S\$42.5 million in FY2020 on the back of higher selling prices of gloves, particularly in the second half of FY2020. Composite gross margin increased from 20.4% in FY2019 to 29.5% FY2020.

Other income increased from S\$0.2 million in FY2019 to S\$0.4 million in FY2020 due to higher interest income. Total operating expenses increased 17.2% from S\$15.1 million in FY2019 to S\$17.7 million in FY2020. The increase was mainly due to higher marketing and distribution expenses with the increase in marketing campaigns and expansion in the distribution networks in Brazil, the United Kingdom, China, and Nigeria, as well as increase in personnel costs for the manufacturing operations in Malaysia.

Other expenses, mainly due to the loss from foreign exchange, increased by S\$6.1 million from S\$0.2 million in FY2019 to S\$6.3 million in FY2020. The volatile fluctuations of the functional currencies including Brazilian Real, Renminbi and British Pound against the US Dollar for the Group's distribution companies in Brazil, China and the United Kingdom which led to foreign exchange losses. In addition, the Group recorded S\$0.6 million in allowance for doubtful debt in FY2020.

In line with the increase in revenue, finance costs increased by 22.7% from S\$1.6 million in FY2019 to S\$2.0 million in FY2020 mainly due to the increased utilisation of trade facilities.

Share of profits from associates increased by 62.6% from S\$0.7 million in FY2019 to S\$1.2 million in FY2020 due to higher profits reported by its German and US associated companies.

After taking into account the tax expenses and minority interests, the Group's net profit attributable to shareholders increased significantly from S\$2.5 million in FY2019 to S\$13.4 million in FY2020.



**Net Profit
Attributable to
Shareholders
S\$13.4 million**

436% increase from
S\$2.5 million in FY2019

Financial Position

The Group's equity increased by 25.2% from S\$43.4 million as at 30 June 2019 to S\$54.3 million as at 30 June 2020.

Non-current assets decreased marginally by 0.8% or approximately S\$0.3 million from S\$37.3 million as at 30 June 2019 to S\$37.0 million as at 30 June 2020. This was mainly due to a decrease in property, plant and equipment ("PPE") resulting from depreciation expenses which was potentially offset by increase in share of results from associated companies and acquisition of PPE for the Group's operations.

Current assets increased by 23.0% or approximately S\$14.2 million from S\$61.8 million as at 30 June 2019 to S\$76.0 million as at 30 June 2020. This was mainly due to:

- a) the 36.6% increase in trade and other receivables from S\$24.1 million as at 30 June 2019 to S\$32.9 million as at 30 June 2020 resulting from higher sales,
- b) the 90.8% increase in cash and bank balances from S\$4.8 million as at 30 June 2019 to S\$9.3 million as at 30 June 2020, and
- c) the 8.7% increase in inventories from S\$31.0 million as at 30 June 2019 to S\$33.7 million as at 30 June 2020 with the increase in its production capacity for gloves and higher inventories for its own overseas distribution companies.

The increase in current assets was partially offset by the absence of income tax asset amounting to S\$1.6 million.

The Group's non-current liabilities decreased by 14.8% to S\$7.9 million as at 30 June 2020. This was due to the repayment of a term loan for the construction of the new production lines in Malaysia during the year under review. Lease liabilities recorded amounting to S\$0.2 million was related to the adoption of SFRS(I) 16.

Current liabilities increased by 9.5% or approximately S\$4.4 million from S\$46.4 million as at 30 June 2019 to S\$50.8 million as at 30 June 2020. This was mainly due to:

- a) the 30.2% increase in trade and other payables from S\$14.2 million as at 30 June 2019 to S\$18.5 million as at 30 June 2020 with the increase in purchases of raw materials in line with the increase in the volume of gloves produced and sold, and
- b) the increase in income tax liabilities of S\$1.5 million.



The increase was partially offset by the 5.3% decrease in bank borrowings from S\$32.2 million as at 30 June 2019 to S\$30.5 million as at 30 June 2020 with the repayment of trade loan and term loan for the construction of the new production lines in Malaysia.

Cash Flow

The Group's net cash generated from operations amounted to approximately S\$11.0 million in FY2020. This comprised positive operating cash flows before changes in working capital of S\$20.6 million, adjusted by net working capital outflow of S\$7.8 million, and interest paid of approximately S\$2.0 million and tax refund of approximately S\$0.1 million. The net working capital outflow was mainly due to the significant increase in trade and other receivables of S\$9.4 million as a result of higher revenue and the increase in inventories of S\$2.7 million, which was partially offset by the increase in trade and other payables of S\$4.3 million.

Net cash used in investing activities was S\$2.8 million in FY2020. This was mainly due to the purchase of PPE for the Group's operations.

Net cash used in financing activities amounted to S\$3.7 million during the financial year. This was due to repayment of trade financing of S\$82.4 million and partially offset by a drawdown of borrowings from trade facilities amounting to S\$79.1 million.

Board of Directors

Mr. Yip Wah Pung

Non-Executive Chairman and Independent Director

Mr. Yip Wah Pung is the Non-Executive Chairman and Independent Director of the Company, Chairman of the Audit Committee and a member of the Nominating and Remuneration Committees. He was appointed to the Board on 20 November 2014 and was last re-elected on 24 October 2019.

Mr. Yip has over 40 years of experience in the audit and tax industry. He started his career as a tax examiner at the Income Tax Department of Malaysia in February 1977, where he worked for 12 years. From February 1989 to August 1989, he joined W.M Lam & Co, an audit firm, as a senior associate. Subsequently, he joined K.W. Chong & Co as an audit manager from September 1989 to November 1994 before he started his own audit firm, W.P. Yip & Co in 1994, where he is currently a partner. The audit firm is principally engaged in the provision of tax and audit services.

Mr. Yip graduated from Tunku Abdul Rahman College with a diploma in Commerce in June 1977. He has been a member of (i) the Malaysian Institute of Accountants since 1980, (ii) the Association of Chartered Certified Accountants since 1980, (iii) the Malaysian Institute of Chartered Secretaries and Administrators since 1980, and (iv) the Chartered Tax Institute of Malaysia since 1995.

Mr. Lee Keck Keong

Executive Director and Chief Executive Officer

Mr. Lee Keck Keong is the Executive Director and Chief Executive Officer of the Company. He is a member of the Nominating Committee. He was appointed to the Board on 20 November 2014 and was last re-elected on 24 October 2019.

Mr. Lee has been instrumental in successfully leading the Group to become an established player in the gloves manufacturing industry. He also serves as a director to the boards of the Company's subsidiaries and associated companies.

Mr. Lee graduated from the University of Surrey in 1977 with a degree in chemical engineering. Upon graduation, he started his career as a chemical engineer in a state-owned company. Thereafter, he entered into various business ventures in diverse industries, including mining, saw milling, property development and timber development.

Mr. Lee Jun Yih

Executive Director and Finance Director

Mr. Lee Jun Yih is the Executive Director of the Company and was appointed as the Finance Director on 8 August 2019. He was appointed to the Board on 10 November 2014 and was last re-elected on 25 October 2017.

Mr. Lee is primarily responsible for oversight and management of the Group's business and corporate development and works together with the Chief Executive Officer to formulate the overall business and corporate policies and strategies for the Group. He is also responsible for the oversight and control of the Group's overall accounting and finance function, including monitoring and coordinating the Group's financial accounts, consolidation and financial reporting.

Mr. Lee joined the Group in July 2011 and currently serves as a director to the boards of the Company's subsidiaries and associated companies.

Graduated from Pembroke College, University of Cambridge with a Bachelor of Arts (Law) in June 2004. Mr. Lee began his career as a solicitor with Freshfields Bruckhaus Deringer, an international law firm, in its Hong Kong, London and Beijing offices in 2005 before joining JP Morgan, London, and UBS AG, Hong Kong as an analyst in the Investment Banking Division in August 2007 and April 2008, respectively. Thereafter, he joined AEGON Asset Management as an associate in January 2010.

He was admitted as a Solicitor of the High Court of the Hong Kong Special Administrative Region in September 2007.

Mr. Wong See Keong

Executive Director

Mr. Wong See Keong is the Executive Director of the Company. He was appointed to the Board on 20 November 2014 and was last re-elected on 24 October 2018.

He is responsible for oversight and management of the Group's manufacturing and operations department, as well as to spearhead the Group's research and development efforts.

Mr. Wong has been with the Group for approximately 28 years and played a crucial role in its expansion of manufacturing capacity and development of new products over the years. He started his career with the Group in November 1988 as a technologist and rose through ranks to become the Manufacturing Manager in July 1994 and General Manager of Operations in September 2007.

Mr. Wong graduated from Universiti Pertanian Malaysia with a Bachelor of Science (Chemistry and Education) in August 1986.

Mr. Lee Jun Linn Executive Director

Mr. Lee Jun Linn is the Executive Director of the Company. He was appointed to the Board on 20 November 2014 and was last re-elected on 24 October 2018.

He is responsible for directing the Group's sales, marketing and distribution platforms, and focuses on developing the Group's marketing strategies and expanding its distribution network.

Started his career with the Group as an Assistant General Manager of Unigloves Shanghai in April 2008, Mr. Lee rose through ranks to become General Manager of Unigloves Shanghai in 2012. He was also appointed as a director of Unigloves Shanghai in July 2011 and a director of Unigloves (UK) Limited in April 2015.

Mr. Lee graduated from University College London with a Bachelor of Science (Economics) degree in August 2006 and subsequently obtained a Master of Science (International Management (China)) degree from the School of Oriental & African Studies in London in December 2007.

Mr. Ng Lip Chi, Lawrence Independent Director

Mr. Ng Lip Chi, Lawrence is the Independent Director of the Company, Chairman of the Remuneration Committee and member of the Audit and Nominating Committees. He was appointed to the Board on 20 November 2014 and was last re-elected on 24 October 2018.

Mr. Ng is currently an executive director of NLC Advisory Pte. Ltd., a firm that provides corporate advisory services. He has extensive experience in international mergers and acquisitions and corporate finance, having worked in a professional services firm and investment banks, such as Arthur Andersen, Credit Agricole Indosuez Merchant Bank Asia Ltd and DBS Bank Ltd., as well as in-house corporate finance for an Asian natural resources conglomerate.

Mr. Ng has advised companies on a wide range of transactions including acquisitions, divestitures, joint ventures, spin-offs, buyouts, reverse takeovers and capital raisings. His previous clients included multi-national companies, local and overseas listed companies, private enterprises and private equity firms. Mr. Ng graduated from the National University of Singapore with a Bachelor of Business Administration and is also a Chartered Financial Analyst.

Mr. Ng is currently an independent director of Sanli Environmental Limited listed on the SGX-ST.

Mr. Vincent Leow Independent Director

Mr. Vincent Leow is the Independent Director of the Company, Chairman of the Nominating Committee and member of the Audit and Remuneration Committees. He was appointed to the Board on 29 February 2020.

Mr. Leow is currently a partner at Allen & Gledhill LLP, where he handles dispute resolution, investigations, and financial regulatory and compliance work. Mr. Leow is presently on the faculty of the Singapore Institute of Directors since 2015, and he was previously an adjunct faculty member at the faculty of law of the National University of Singapore from 2004 to 2013 and at the School of Law of the Singapore Management University from 2011 to 2017.

Mr. Leow graduated from the National University of Singapore with a Bachelor of Laws (Honours) and is admitted to act as an advocate and solicitor of the Singapore Supreme Court. He also obtained a Master of Laws from Harvard Law School.

Mr. Leow is currently an independent director of Advancer Global Limited listed on the SGX-ST and Heartware Network, and he sits on the Board of Governors of Hometeam NS.

Key Management

Ms. Wong Pek Wee **Head of Manufacturing**

Ms. Wong Pek Wee is Head of Manufacturing of the Group and she is responsible for oversight and management of the Group's entire glove manufacturing process. This includes planning for the whole glove manufacturing and production process, quality assessment as well as research and development focusing on cost efficiency.

Ms. Wong joined the Group as a chemist in January 1997. She rose through ranks to become Executive (manufacturing) in January 1998, Production Manager in January 2000, Manufacturing Manager in September 2007, and subsequently promoted to be the Head of Manufacturing.

Ms. Wong started her career as a chemist with Cospac Sdn Bhd from June 1993 to May 1995. Prior to joining the Group, she was a temporary teacher with Sekolah Menengah Chung Ching, Raub Pahang.

Ms. Wong graduated from University of Malaya with a Bachelor of Science (Chemistry) in July 1993.

Mr. Ang Beng Chee **Head of Administration**

Mr. Ang Beng Chee is Head of Administration of the Group and he is responsible for oversight of the Group's logistics, administration, compliance and human resource functions.

Mr. Ang joined the Group as a factory manager in October 1988 when the Group commenced its operations, and was subsequently, promoted to General Manager (Administration) in September 2007.

Mr. Ang started his career in January 1974 as a general assistant at Ang Choon Swee Trading Agency in charge of issuing workman and motor vehicle cover notes. He then joined Geological Survey Department of Malaysia as a geological assistant from September 1977 to June 1985. Prior to joining the Group, he was with Malaysia Mining Corporation as a geological assistant from August 1985 to September 1988.

Mr. Ang completed his education in Sekolah Menengah Undang Jelebu in August 1973.

Sustainability Report

BOARD STATEMENT

The Board of Directors (the “**Board**”) of UG Healthcare Corporation Limited (“**UG Healthcare**” or the “**Company**” and together with its subsidiaries, the “**Group**”) is pleased to present the annual sustainability report for the financial year ended 30 June 2020 (“**FY2020**”).

As an integrated own-brand disposable gloves supply chain, the Group is committed to conduct our business activities in an economically, socially and environmentally responsible manner governed by high standards of internal controls and risk management practices. Our consistent efforts in managing and keeping ourselves abreast with the developments and requirements of our industry, as well as understanding the concerns and interests of our stakeholders, are important as we continue to build on sustainable growth in our business.

We believe in growing together with our stakeholders, particularly, our employees, our business partners, and our customers who are the users of our disposable gloves and ancillary products, over the long term. Our strategy to manage and operate an integrated supply chain that comprises both upstream manufacturing and downstream distribution through building our proprietary brand of products, enables us to establish quality control process standards for the products produced and sold by us.

Our upstream manufacturing is certified to internationally recognised standards of ISO 9001 and ISO 13485, and we are also certified by the Malaysian Rubber Board to produce Standard Malaysian Glove for export. Our proprietary brands of products continue to conform to various international standards and requirements, including the ASTM International (formerly known as American Society for Testing and Materials), European standard for medical gloves (“**EN455**”) and Acceptance Quality Level requirements under the Food and Drug Administration (“**USFDA**”).

The outbreak of the coronavirus pandemic heightened the awareness of hygiene and protection globally, and disposable examination gloves as one of the key protective gears saw continuous surge in demand. While the Group strives to raise our efficiency to increase production volume of gloves to meet the inventory required by our long term customers, we also strive to ensure the health and safety of our employees who are of our utmost priority. The Group has put in place precautionary measures to prevent transmission of the coronavirus at all its upstream and downstream premises in Malaysia and other countries where the Group operates, to safeguard our employees, business partners, and the community.

This sustainability report discusses our sustainability initiatives and performance with regards to the Group’s upstream manufacturing operations in Seremban, Malaysia throughout the 12-month period, from 1 July 2019 to 30 June 2020. The Group adopts the precautionary principle to minimise negative effects of conducting our business whenever feasible. A phased approach is adopted by the Group for our sustainability report and we will seek to provide additional disclosures on our material topics as our sustainability reporting matures over time. The sustainability report is prepared with reference to the guidelines of the Global Reporting Initiative (“**GRI**”) Standards and in compliance with Rules 711A and 711B of the Singapore Exchange Securities Trading Limited (“**SGX-ST**”) Listing Manual Section B: Rules of Catalyst (the “**Catalist Rules**”). The report also makes references to the guidance set out in SGX-ST’s Sustainability Reporting Guide under Practice Note 7F of the Catalyst Rules. We have chosen the GRI framework as it is a globally-recognised sustainability reporting standard.

The Board of UG Healthcare maintains oversight over the Sustainability Committee, managing sustainability risks and opportunities, while ensuring all Environment, Social and Governance (“**ESG**”) matters significant to our business are addressed in the report.

No external assurance was sought for this report.

We welcome stakeholders to provide us with feedback and suggestions on this report. You may contact us through our investor relations email at ir@ughcc.com.

YIP WAH PUNG

Non-Executive Chairman and Independent Director

LEE KECK KEONG

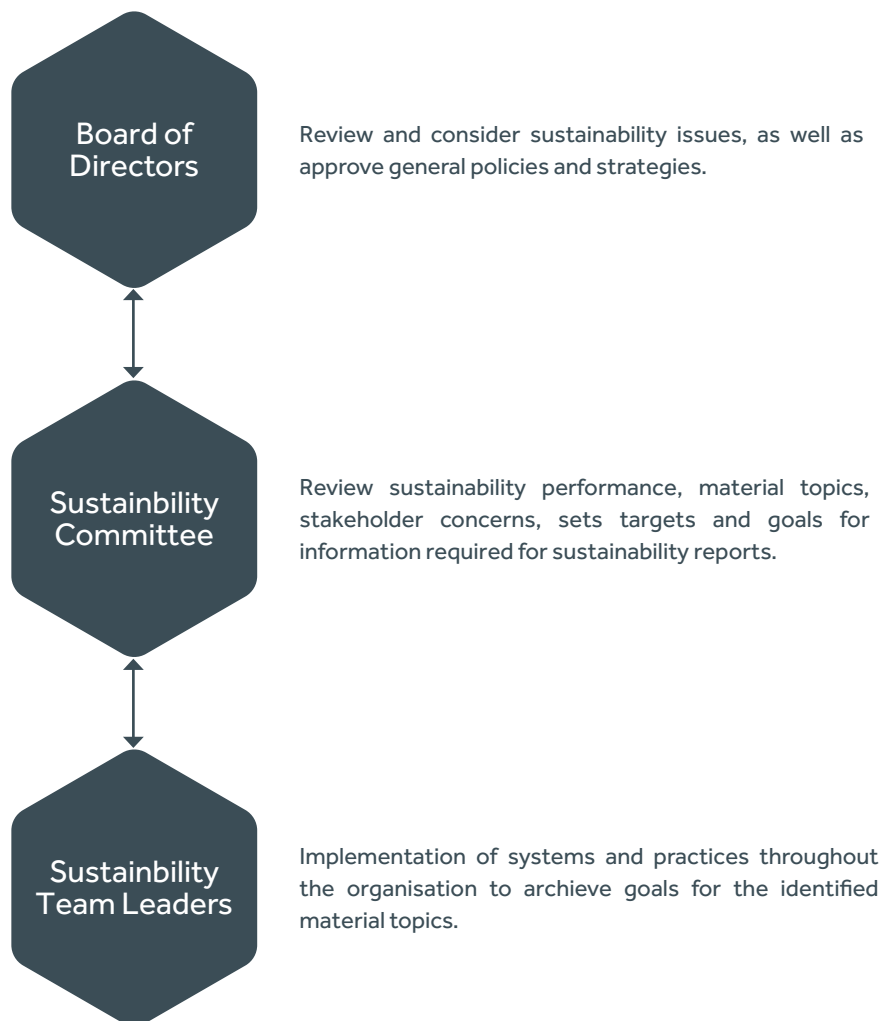
CEO and Executive Director

Sustainability Report

SUSTAINABILITY GOVERNANCE

The Group's sustainability approach is focused on generating stable and sustainable value for our stakeholders by managing the ESG impacts, as well as risks and opportunities present in our business.

The Sustainability Committee comprises of key management executives and supported by representatives from the various departments in the Group, reports to the Board during board meetings, where the Board will review and deliberate on the sustainability issues. The Sustainability Committee is responsible for reviewing the company's sustainability performance, material topics, stakeholder concerns, setting of targets and goals for material topics, and establishing systems to collect, verify, monitor and report information required for this sustainability report. The Sustainability Committee meets at least once a year and proposes, coordinates and promotes the Group's main sustainability initiatives. The Board maintained oversight over the Sustainability Committee, managing sustainability risks and opportunities, while ensuring all ESG matters significant to our business are addressed.



We strive to effectively manage associated risks and opportunities of our business with our teams within the Group and our stakeholders. We also strive to improve our sustainability performance through regular review of our policy and operational processes to deliver positive values for our stakeholders.

Sustainability Report

STAKEHOLDER ENGAGEMENT

The Group continues to engage with both internal and external stakeholders on a regular basis, to align our vision and sustainable growth strategies and practices. We believe that efficient communication will foster mutually beneficial relationships and achieve mutually beneficial goals. As our business continues to expand, the topics that are material to our key stakeholders may change to reflect the relevance and significance to our operations, and hence, the Group will continue to improve in engagement with stakeholders through various communications platforms to achieve aligned goals together.

In FY2020, we continued our internal engagement with our key stakeholders through multiple established channels to re-evaluate the relevance and significance of the material topics for this reporting period. Understanding the on-going concerns of our key stakeholders allow us to strive for continuous success in delivering value for all our stakeholders. As UG Healthcare continues to grow the business, we are committed to review and report changes in the material issues in subsequent reports.

Our engagements with our key stakeholders are summarised below:

| Key Stakeholders | Stakeholders' Expectations | Mode of Engagement | Our Initiatives |
|------------------------------------|---------------------------------------------------------------------------------------------------------------------------------------------------------------------------------------------|--------------------------------------------------------------------------------------------------------------------------------------------------------------------------------------------------------------------------------------------------|------------------------------------------------------------------------------------------------------------------------------------------------------------------------------------------------------------------------------------------------------------------------------------------------------------------------------------|
| Internal | | | |
| Board of Directors | <ul style="list-style-type: none"> Ensure internal policies and systems are effective and implemented throughout the organisation | <ul style="list-style-type: none"> Board meetings Regular updates via electronic means (emails, phone calls, virtual meetings) | <ul style="list-style-type: none"> Regular updates on corporate activities, developments, and financial performance Seek advice and approvals from the Board on all material proposed developments |
| Employees | <ul style="list-style-type: none"> Career growth Training opportunities Competitive salaries and incentives Pleasant and safe working environment | <ul style="list-style-type: none"> Regular internal communications through meetings and electronic communications (emails, phone calls, internal notices) Training and development programmes Employee feedback | <ul style="list-style-type: none"> Ensure effective implementation of human resources policies, internal systems and procedures Regular internal meetings to review safety and healthy work environment Sponsor employees to attend courses and conferences Annual review on performance |
| External | | | |
| Government & Regulators | <ul style="list-style-type: none"> Regulatory compliance Occupational health & safety Environmental issues Social issues | <ul style="list-style-type: none"> Meetings Electronic communications Announcements on SGXNET | <ul style="list-style-type: none"> Ensure compliance with applicable laws Meetings with relevant authorities as and when necessary Consistent update on relevant laws and regulations through seminars and trainings |

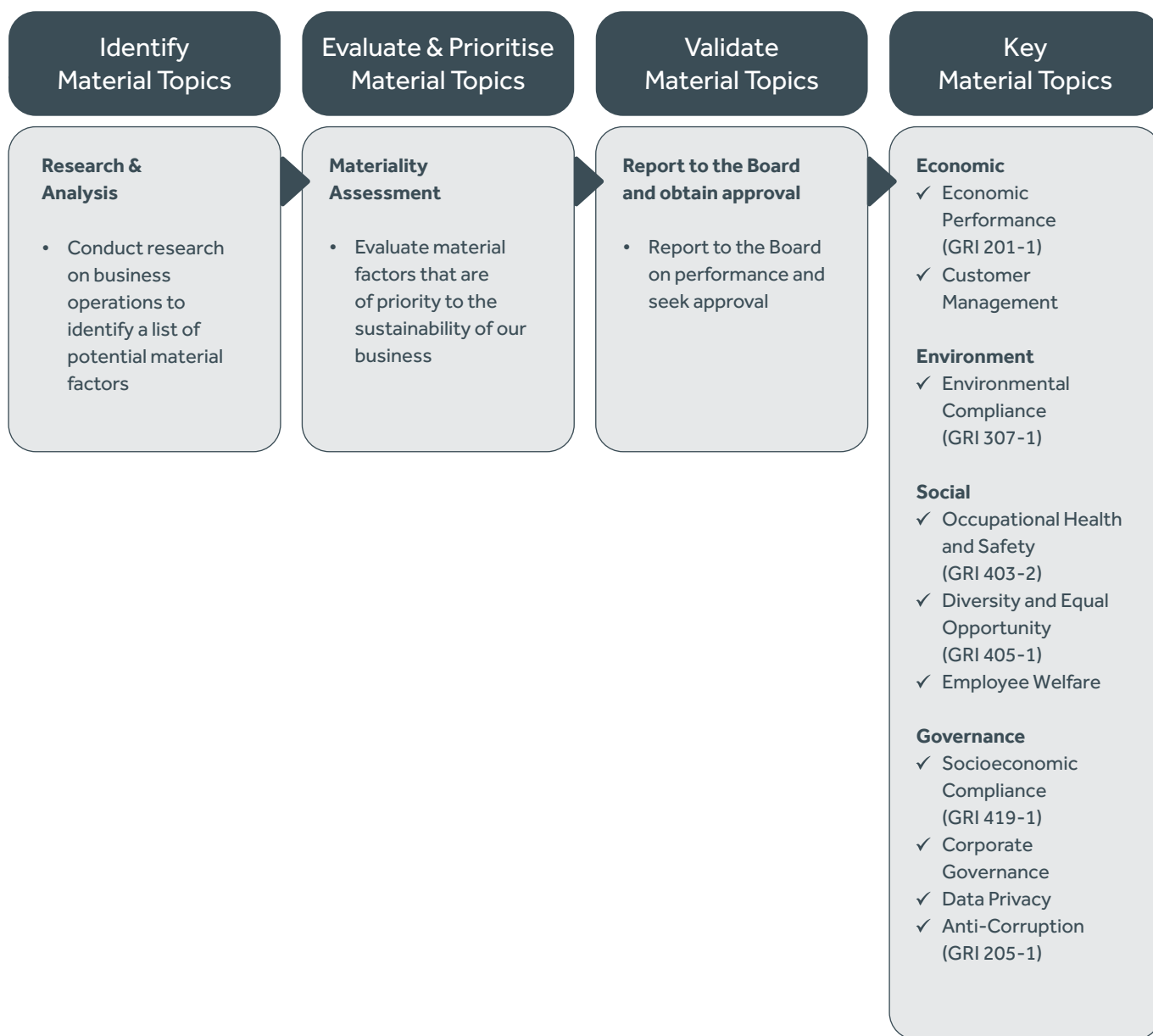
Sustainability Report

| Key Stakeholders | Stakeholders' Expectations | Mode of Engagement | Our Initiatives |
|-------------------------------------|---------------------------------------------------------------------------------------------------------------------------------------------------------------------------------------------------------------------------|--------------------------------------------------------------------------------------------------------------------------------------------------------------------------------------------------------------------------------------------------------------------------------------------------------------------------------------------------|-----------------------------------------------------------------------------------------------------------------------------------------------------------------------------------------------------------------------------------------------------------------------------------------------------------------------------------------------------------------------------------------------------------------------------------------------------------------------------------------------------------------------------------------------------------|
| Customers / Distributors | <ul style="list-style-type: none"> • Quality control • Reliability, on-time delivery and services • Technical support • Reasonable payment terms • Competitive pricing | <ul style="list-style-type: none"> • Regular customer feedback management (survey, face-to-face meetings) • Regular follow-up and support services (calls, face-to-face meetings) • Electronic communications (emails, phone calls, virtual meetings) | <ul style="list-style-type: none"> • ISO 9001 and ISO 13485 certification to assure a consistent level of quality in products and services • Active follow-up on customers' needs and product applications • Regular internal meetings to review customers' fulfilment and new requirements • Update customers on new products • Provide timely response to customers' requests and questions • Ensure all relevant requirements and standards are met for all products manufactured and sold |
| Shareholders & Investors | <ul style="list-style-type: none"> • Higher financial returns • Industry conditions • Market presence • Profitability • Transparency & corporate governance | <ul style="list-style-type: none"> • Announcements on SGXNET • Shareholders' general meetings • Investor roadshows and meetings (face-to-face meetings, virtual meetings, conference calls) • Electronic communications (emails, virtual meetings) • Annual report • Company website | <ul style="list-style-type: none"> • Ensure all public disclosures on corporate results and developments are disclosed accurately and timely via official announcements as and when required • Half-yearly meetings with analysts and investment community to update on corporate developments • Ensure sustainable business growth |

Sustainability Report

MATERIAL TOPICS

The Group reviewed our material topics in FY2020 based on internal stakeholders' discussions with various department managers. The material topics reviewed continue to have an economic, environment and social influence on our business activities. In FY2020, information was collected for our material topics and this has allowed us to review our performances and set targets. To guide our reporting, we used the GRI Standards as a reference to prepare the 2020 Sustainability Report. The following GRI Standards have been referenced in this Report – GRI 201 Economic Performance 2016, GRI 307 Environmental Compliance 2016, GRI 403 Occupational Health and Safety 2016, GRI 405 Diversity and Equal Opportunity 2016, GRI 419 Socioeconomic Compliance 2016, and GRI 205 Anti-Corruption 2016. The specific disclosures for each GRI Standard reported under the various material topic have also been included in the chart below.



Sustainability Report

Material Topic: Economic

GRI 201-1

Economic Performance

The Group continues to strengthen our integrated supply chain from upstream manufacturing to downstream distribution for our proprietary branded glove products.

The outbreak of the global coronavirus pandemic raised the awareness of hygiene and led to the sudden surge in demand for medical supplies including disposable gloves. While the Group is able to continue our manufacturing operations, the lockdown of cities brought the supporting businesses in the supply chain deemed as non-essential businesses and services, to a standstill. Due to the sudden surge in global demand, the industry faced production capacity constraints, resulting in longer lead time as production capacities can only be added gradually.

This mismatch in demand and supply has inevitably raised the average selling prices of disposable gloves. Due to the readiness of the Group's operations, the Group was able to respond fast to the surge in demand when the coronavirus epidemic escalated to a global pandemic in March 2020, which coincided with the fourth quarter of our financial year. For FY2020, the Group recorded more than five times increase in net profit attributable to owners of the Company to S\$13.4 million on the back of a 57.2% increase in revenue to S\$144.2 million in FY2020. Gross profit had more than doubled to S\$42.5 million in FY2020 and gross margin improved from 20.4% in FY2019 to 29.5% in FY2020.

Please refer to the following sections in the annual report for more details on our operations and financial information:

- Business Segments on pages 5 to 8
- Performance Review on pages 11 to 13
- Financial Statements on pages 63 to 68

The Group is of the view that it is timely to expand our production capacity more aggressively to narrow the gap between our upstream manufacturing supply, which currently has an installed production capacity of 2.9 billion pieces of gloves per annum, and our downstream distribution market demand. Our expansion of 1.7 billion pieces of gloves is targeted to bring our total installed production capacity to 4.6 billion pieces of gloves per annum by end June 2021.

We believe that these expansions will enable the Group to leverage and further enhance economies of scale as we continue to cultivate demand for our "Unigloves" brand of disposable glove products through our entrenched distribution networks in key strategic markets, and expand into neighbouring markets.

Performance in FY2020

- Recorded strong growth in revenue and net profit due to the global pandemic in the last quarter of FY2020.
- Earlier investments in building both upstream manufacturing and downstream distribution networks, and cultivating demand for own proprietary branded products, places the Group for the next level of growth.

Targets for FY2021

- Continue to improve financial performance through enhancing economies of scale our business operations and strengthening business relationships with long term customers amid the pandemic crisis.
- To achieve production capacity expansion plans through:
 - i) addition of 500 million pieces of gloves per annum by end March 2021; and
 - ii) addition of 1.2 billion pieces of gloves per annum by end June 2021.

Sustainability Report

Customer Management

The Group believes the success of our businesses is inherently intertwined with the success of our customers.

At UG Healthcare, we are committed to empathise with glove users on their requirements and applications for single-use gloves in their respective industries. We aim to create better comfort and achieve better protection for our glove users, who need to wear disposable gloves to perform duties and responsibilities in their respective professions.

Through market intelligence and feedback from the Group's downstream distribution companies, who have direct interaction with glove users, the Group is constantly researching and innovating glove products to be used across a diverse range of industries requiring cross infection protection and high hygiene standards, catering to different applications and preferences.

The outbreak of the coronavirus saw the surge in orders for natural latex and nitrile examination gloves, but we remain committed to our long term customers by prioritising our production capacity to ensure that they have adequate inventory to meet their needs.

Material Topic: Environment

GRI 307-1

Environmental Compliance

The Group operates two manufacturing facilities in Seremban, Malaysia to manufacture natural latex and nitrile examination gloves.

Environmental protection is one of the key priorities of the Group. We met all requirements for the operating of our manufacturing facilities – using of natural gas to generate electricity and ensuring wastewater emission standards are maintained at all times.

The disposal of wastes, rejected finished goods, defective raw materials, and machinery and equipment, were guided by the rules and regulations applicable to Licensed Manufacturing Warehouse under the Malaysian Customs Act. We have engaged third-party service providers to manage and ensure proper disposal of our waste materials.

We are pleased to disclose that there was no violation of laws and regulations in the environmental aspect for the year under review.

Performance in FY2020

- Recorded no incident of non-compliance with the relevant laws and regulations relating to environmental protection, which could result in internal disciplinary action or public allegation.

Targets for FY2021

- Continue to maintain no incident of non-compliance with the relevant laws and regulations on environmental protection.

Sustainability Report

Material Topic: Social

GRI 403-2

Occupational Health and Safety

The Group is committed to providing a healthy and safe working environment for our people. Our approach to safety focuses on creating a culture which requires all members of our workforce to be leaders in creating a safe work environment.

At UG Healthcare, we seek to identify and manage occupational risks exposure, minimise occurrences of occupational illness and promote healthy lifestyles. All employees have to undergo courses to equip themselves with the necessary knowledge and skills required for their roles and responsibilities. In addition to the policies, procedures and guidelines implemented Group-wide, our employees are constantly being reminded to adhere to the safety precautions at our premises.

Amidst the ongoing coronavirus pandemic, the Group continues to operate our business in accordance with the directives of the respective governments and authorities where we have operations. Our utmost priority is to ensure the health and safety of our employees, and maintaining their livelihoods.

As an essential goods supplier, the manufacturing facilities in Malaysia were allowed to operate amid the Movement Control Order ("MCO") implemented by the Malaysian government in response to the pandemic outbreak. While employees continued to work on site throughout the MCO, some office-based employees were arranged to work remotely from home.

We have put in place the precautionary measures to prevent transmission of the coronavirus at all our premises in Malaysia. These measures include ensuring safe entry with non-touch digital thermometer at site entrances, wearing of face masks at all times, use of contact tracing app (such as MySejahtera app in Malaysia) on all sites, disinfecting work stations and common areas regularly, safe-distancing, and alternative meal-time arrangements. New hires are required to take swab test prior to commencing work and employees living in high-risk area are also required to be home quarantined and take a swab test prior to resuming work.

We also provide face masks, hand sanitisers, and regular reminders and guidance to our employees to ensure and achieve a safer and healthier work environment.

Performance in FY2020

- Recorded no incident of significant work-related injuries and fatalities.
- Recorded no incident of non-compliance with the relevant laws and regulations relating to occupational health and safety.

Targets for FY2021

- Continue to maintain no incident of significant work-related injuries and fatalities.
- Continue to maintain no incident of non-compliance with the relevant laws and regulations relating to occupational health and safety, providing a safe working environment and protecting employees from occupational hazards.

Sustainability Report

GRI 405-1

Diversity and Equal Opportunity

The Group is committed to fair employment practices. At UG Healthcare, we do not discriminate our employees or potential recruits according to their race, age, gender, religion, ethnicity, facial attractiveness, physical impairments, sexual preference, political viewpoints or nationality. Recruitment, remuneration, promotion, and benefits are required to be handled based on objective assessment of merit, equal opportunity and non-discrimination.

The Group is committed to providing a workplace that advocates fairness, respect and inclusiveness for employees. As of 30 June 2020, we have more than 1,150 employees in our upstream manufacturing operations and corporate office.

Employee Welfare

The Group views our employees as the lifeline of our organisation. We believe Human Capital Management is essential to increase the values of our employees who contribute to the success of our businesses. As the organisation grows, particularly with the increase in production capacity, we have to complement the growth by increasing our personnel to support the expansion.

The Group has in place our staff handbook and human resources manual that adhere to the legislation and guidelines in the country of operations. Discretionary incentives are granted to eligible employees based on their performance and contributions to the Group. Remuneration policies and packages are reviewed regularly to ensure that compensation and benefits are in line with the industry. This helps the Group in our recruitment and retention of talent.

Performance in FY2020

- Recorded no incident of non-compliance with the relevant laws and regulations related to fair employment practices.
- Increase in number of employees as the Group expanded production capacity.

Targets for FY2021

- Continue to maintain no incident of noncompliance with the relevant laws and regulations in fair employment practices.
- Due to the production capacity expansion plans, the Group will be increasing the number of employees for our manufacturing business.
- Continue to monitor and review the recruitment procedure and systems to ensure fair and nondiscrimination in hiring.

Sustainability Report

Material Topic: Governance

GRI 419-1

Socioeconomic Compliance

The Group operates our business in compliance with the relevant social and economic regulations and standards through regular checks and balances. We believe that compliance with legislative requirements is a minimum standard that should be achieved whilst striving to perform beyond these requirements.

Our global footprint in countries outside of Malaysia and Singapore has heightened our proactivity in identifying and addressing a broader range of social issues, risks and impact. We are committed to conducting our business with integrity and safeguarding the interest of all stakeholders.

Corporate Governance

The Group continues to emphasise the importance of observing high standards of corporate governance and transparency in ensuring the sustainability of our business and safeguarding the interests of all our stakeholders.

We are committed to uphold best practices in corporate transparency and disclosures, and we have in place a set of procedures and policies governing our compliance with applicable legislation and adherence to our risk management guidelines.

Please refer to the Corporate Governance Report found on the pages 28 to 54 of the annual report.

Data Privacy

We are committed to complying with the Personal Data Protection Act and all relevant legislation. We have systems and procedures in place to protect information related to our employees and customers.

We will continue to stay vigilant and observe compliance with all applicable laws and regulations to maintain our record of nil incidents of non-compliance.

Performance in FY2020

- Recorded no incident of non-compliance with the relevant laws and regulations relating to social and economic that could potentially result in internal disciplinary action or public allegation.
- Complied with the principles and guidelines set out in the Code of Corporate Governance 2018, where appropriate.
- Recorded no incident of non-compliance with management controls and procedures.

Targets for FY2021

- Continue to maintain no incident of noncompliance with the relevant laws and regulations in the social and economic aspect.
- Continue to maintain no incident of noncompliance with management controls and procedures.
- Continue to monitor and update the adequacy of the management controls and procedures as the Group continues to expand in its operations.

Sustainability Report

GRI 205-1

Anti-corruption

At UG Healthcare, we conduct our business with integrity and transparency with no compromise on corruption. The Group has zero-tolerance for fraudulent and corrupt practices that may disrupt business operations and impede the growth of the business.

The Group adopts several policies such as the Conduct and Discipline Policy, the Conflict of Interest Policy, and the Whistle-Blowing Policy, as pre-emptive measures to prevent, govern, and facilitate the reporting of any illegal and/or unethical practices in the organisation.

Performance in FY2020

- Recorded no incident of non-compliance with the relevant laws and regulations that cover corruption, bribery, extortion, fraud and money laundering.

Targets for FY2021

- Continue to maintain no incident of noncompliance with the relevant laws and regulations that cover corruption, bribery, extortion, fraud and money laundering.

Corporate Governance Report

UG Healthcare Corporation Limited (the “Company” or “UG”) and its subsidiaries (collectively, the “Group”) are committed to maintaining a high standard of corporate governance in complying with the Code of Corporate Governance 2018 (the “Code”) which forms part of the continuing obligations of the Listing Manual Section B: Rules of Catalist of the Singapore Exchange Securities Trading Limited (the “SGX-ST”) (“Catalist Rules”).

This report outlines the Company’s corporate governance practices and structures for the financial year ended 30 June 2020 (“FY2020”), with specific references made to each of the principles and provisions of the Code and the accompanying practice guidance by the SGX-ST pursuant to Rule 710 of the Catalist Rules. The Company has generally adhered to the framework and complied with all principles outlined in the Code for FY2020. Where there were deviations from the provisions of the Code, appropriate explanations have been provided in the relevant sections. The Company will also continue to enhance its corporate practices appropriate to the conduct and growth of its business and to review such practices from time to time and ensure compliance with the Catalist Rules.

BOARD MATTERS

Principle 1: The Board’s Conduct of its Affairs

The Company is headed by an effective Board which is collectively responsible and works with Management for the long-term success of the company.

Provision 1.1 – Principal functions of the Board

The primary function of the Board of Directors (the “Board”) is to provide effective leadership and direction to enhance the long-term value of the Group to its shareholders and other stakeholders. The Board oversees the business affairs of the Group. The Board has the overall responsibility for reviewing the strategic plans and performance objectives, financial plans, key operating initiatives, major funding and investment proposals, financial performance reviews and corporate governance practices.

In addition, the principal duties of the Board include:

- Setting the Group’s strategic objectives and ensuring that the necessary financial and human resources are in place for the Group to meet its objectives.
- Overseeing the process for evaluating the adequacy of internal controls, risk management, financial reporting and compliance.
- Reviewing the performance of management and overseeing succession planning for management.
- Setting the Group’s values and standards (including ethical standards) and ensuring the obligations to shareholders and other stakeholders are understood and met.
- Considering sustainability issues as part of the strategic formulation.

Code of Ethics and Independent judgement

The Board adopted a set of ethical values and standards which establishes the fundamental principles of professional and ethical conduct expected of the Directors in the performance of their duties. Each Director is required to promptly disclose any conflicts or potential conflicts of interest, whether direct or indirect, in relation to any transaction or matter discussed and contemplated by the Group. Where a potential conflict of interest arises, the Director concerned will recuse himself from discussions and decisions involving the issue of conflict and refrains from exercising any influence over other members of the Board in respect of the issue. All Directors exercise due diligence and independent judgement and make decisions objectively in the best interests of the Group. The current members of the Board and their membership on the Board Committees of the Company are as follows:

| Directors | Board Appointments | Audit Committee | Nominating Committee | Remuneration Committee |
|----------------------------------------|-------------------------------------------------|-----------------|----------------------|------------------------|
| 1 Yip Wah Pung | Non-Executive Chairman and Independent Director | Chairman | Member | Member |
| 2 Lee Keck Keong | Chief Executive Officer and Executive Director | – | Member | – |
| 3 Lee Jun Yih | Executive Director and Finance Director | – | – | – |
| 4 Wong See Keong | Executive Director | – | – | – |
| 5 Lee Jun Linn | Executive Director | – | – | – |
| 6 Ng Lip Chi, Lawrence (“Lawrence Ng”) | Independent Non-Executive Director | Member | Member | Chairman |
| 7 Vincent Leow | Independent Non-Executive Director | Member | Chairman | Member |

Corporate Governance Report

Provision 1.2 – Directors’ induction, training

The Company ensures that incoming new Directors are given guidance and orientation (including onsite visits and meeting up with key management personnel, if necessary) to get them familiarised with the Group’s business, operations and corporate governance practices upon their appointment and to facilitate the effective discharge of their duties. Newly appointed Directors will be provided a formal letter setting out their duties and obligations and for those without prior experience as directors of a listed company in Singapore, they will undergo training and/or briefing on the roles and responsibilities as directors. Directors are encouraged to constantly keep abreast of developments in regulatory, legal and accounting frameworks that are of relevance to the Group through the extension of opportunities for participation in training courses, seminars and workshops as relevant and/or applicable. The Group has an open policy for professional training for all the Board members. The Company endorses the Singapore Institute of Directors (“SID”) training programs and sets a budget for such training and professional development programs. All Board members are encouraged to attend relevant training organised by the SID or any other organisation which provides relevant training courses for directors. The cost of such training will be borne by the Company.

In accordance with recent revisions to Catalist Rules, with effect from 1 January 2019, the NC will ensure that any new director appointed by the Board, who has no prior experience as a director of an issuer listed on the SGX-ST, must undergo mandatory training in the roles and responsibilities of a director as prescribed by the SGX-ST.

During FY2020, Mr Vincent Leow was appointed as Independent Non-Executive Director of the Company in place of Mr Danny Lim on 29 February 2020. The appointment of Mr Vincent Leow was part of the progressive Board renewal. The Company had provided guidance and orientation to Mr Vincent Leow to enable him to familiarise with the Group’s senior management, business activities, the relevant regulations and governance requirements. Mr Vincent Leow is currently an Independent Director of Advancer Global Limited, a company listed on the Catalist Board of SGX-ST.

Briefings and updates provided for Directors in FY2020

The NC reviews and makes recommendations on training and professional development programs to the Board.

During the AC meetings, the Directors were briefed by the external auditors on the recent changes to the accounting standards and regulatory updates. The Chief Executive Officer updates the Board during the Board meetings on the business and strategic developments of the Group. News releases issued by the SGX-ST and the Accounting and Corporate Regulatory Authority, including amendments of Companies Act and the Catalist Rules as well as updates on the Code, were circulated to the Board. Management keeps the Board informed of business trends in the industry by circulating to the Board articles, reports and press releases relevant to the Group’s business.

Provision 1.3 – Matters requiring Board’s approval

Matters specifically reserved for the Board’s approval are listed below:

- Strategies and objectives of the Group;
- Announcement of interim and full year financial results and release of annual reports;
- Issuance of shares;
- Declaration of interim dividends and proposal of final dividends;
- Convening of shareholders’ meetings;
- Material investments, divestments or capital expenditure;
- Commitments to term loans and lines of credits from banks and financial institutions;
- Interested person transactions; and
- The appointment, re-appointment (where applicable) and remuneration packages of the Directors and key management personnel.

Clear directions have been imposed on management that the above matters must be approved by the Board.

Corporate Governance Report

Provision 1.4 - Delegation by the Board

The Board has delegated certain functions to the board committees, namely the Audit Committee (“AC”), Nominating Committee (“NC”) and Remuneration Committee (“RC”). Each of the board committees has its own written terms of reference and whose actions are reported to and monitored by the Board. The Board accepts that while these board committees have the authority to examine particular issues and will report back to the Board with their decisions and/or recommendations, the ultimate responsibility on all matters lies with the Board.

More details on each of the Board Committees, including the names of the committee members, the terms of reference, any delegation of the Board’s authority to make decisions and a summary of their activities, are set out in the respective sections of this report.

Provision 1.5 – Board meetings, attendance and multiple commitments

The dates of Board and board committee meetings as well as annual general meetings (“AGM”) are scheduled in advance. To assist Directors in planning their attendance, the Company Secretary consults every Director before fixing the dates of these meetings. The Board will meet at least four times a year and as warranted by particular circumstances. Ad hoc meetings are also convened to deliberate on urgent substantive matters. Telephonic attendance and conference via audio-visual communication at Board and Board Committee meetings are allowed under the Company’s Constitution. Details on the number of Board and Board Committee meetings held in the financial year as well as the attendance of each board member at those meetings are disclosed below.

Directors’ attendance at Board and board committee meetings in FY2020

| Directors | Board | | Audit Committee | | Nominating Committee | | Remuneration Committee | |
|----------------------------------------------|-------------------------------------|--------------------------|-------------------------------------|--------------------------|-------------------------------------|--------------------------|-------------------------------------|--------------------------|
| | No. of Meetings Held ⁽¹⁾ | No. of Meetings Attended | No. of Meetings Held ⁽¹⁾ | No. of Meetings Attended | No. of Meetings Held ⁽¹⁾ | No. of Meetings Attended | No. of Meetings Held ⁽¹⁾ | No. of Meetings Attended |
| Yip Wah Pung | 3 | 3 | 4 | 4 | 1 | 1 | 1 | 1 |
| Lee Keck Keong | 3 | 3 | 4 | 4 ⁽²⁾ | 1 | 1 | 1 | 1 ⁽²⁾ |
| Lee Jun Yih | 3 | 3 | 4 | 4 ⁽²⁾ | 1 | 1 ⁽²⁾ | 1 | 1 ⁽²⁾ |
| Wong See Keong | 3 | 3 | 4 | 4 ⁽²⁾ | 1 | 1 ⁽²⁾ | 1 | 1 ⁽²⁾ |
| Lee Jun Linn | 3 | 3 | 4 | 4 ⁽²⁾ | 1 | 1 ⁽²⁾ | 1 | 1 ⁽²⁾ |
| Lawrence Ng | 3 | 3 | 4 | 4 | 1 | 1 | 1 | 1 |
| *Vincent Leow | 3 | N/A | 4 | 1 | 1 | N/A | 1 | N/A |
| **Danny Lim Teck Chai (“ Danny Lim ”) | 3 | 3 | 4 | 3 | 1 | 1 | 1 | 1 |

(1) Represents the number of meetings held as applicable to each individual director.

(2) Attendance at meetings on a “By Invitation” basis.

* appointed as director on 29 February 2020

** resigned as director on 29 February 2020

Multiple Directorships

All Directors are required to declare their board appointments. When a director has multiple board representations, the NC will consider whether the director is able to adequately carry out his/her duties as a director of the Company, taking into consideration the director’s number of listed company board representations and other principal commitments. The NC has reviewed and is satisfied that notwithstanding multiple board appointments, the Directors have been able to devote sufficient time and attention to the affairs of the Company to adequately discharge their duties as Director of the Company. Please refer to Principle 4 below for further disclosure in relation to multiple board representations.

Corporate Governance Report

Provision 1.6 – Access to information

Each Director is given access to the Board resources, including the Company's constitutional and governing documents, terms of references of the Board and the Board Committees, the Group's policy, Annual Reports, Board meeting papers and other pertinent information for his/her reference. Management ensures that all Directors are furnished on an on-going basis with relevant, complete, adequate and timely information concerning the Company, to enable them to make informed decisions and discharge their duties and responsibilities. Prior to each Board meeting, board papers and files are circulated for each meeting and the Board is provided with relevant background or explanatory information relating to the business of the meeting and information on major operational, financial and corporate issues. This is to give the Directors sufficient time to review and consider the matters being tabled and/or discussed. Any other matters may also be tabled at the Board meeting and discussed without papers being distributed. The business/projects updates with information on financial, operating and corporate issues, the explanations on the financial information, and the rationale for the key decisions taken by the Management may also be made in the form of presentations by the Management in attendance at the meetings. The Directors are entitled to request additional information as needed to make informed decisions. The Management is invited to attend Board meetings to provide additional insights into matters being discussed, and to respond to any queries that the Directors may have.

Provision 1.7 – Access to Management and Company Secretary

The Directors have separate and independent access to the Management, and the Company Secretary and where it is necessary for the Directors to seek independent professional advice to effectively discharge their duties, the Directors can, whether as a group or individually, seek the requisite advice at the Company's expense.

The Company Secretary is responsible for, among other things, ensuring that the Board's procedures are observed and the Company's Constitution, relevant rules and regulations, including requirements of the Securities and Futures Act, Companies Act and Catalist Rules, are complied with. The Company Secretary also assists the Chairman and the Board in implementing and strengthening corporate governance practices and processes, with a view to enhancing long-term shareholder value, as well as assisting the Chairman in ensuring good information flows within the Board and its board committees and between management and the Non-Executive and Independent Directors.

The Company Secretary or her representative attends and prepares minutes for all Board and board committee meetings. As secretary for all board committees, the Company Secretary assists in ensuring coordination and liaison between the Board, the board committees and management. The Company Secretary assists the Chairman of the Board, the Chairman of board committees and management in the development of the agendas for the various Board and board committee meetings.

The appointment and the removal of the Company Secretary is subject to the Board's approval.

Principle 2: Board Composition and Guidance

The Board has an appropriate level of independence and diversity of thought and background in its composition to enable it to make decisions in the best interests of the company.

Provision 2.1 – Board Independence

Provision 2.2 – Majority independent Directors where Chairman is not independent

Provision 2.3 – Majority non-executive Directors in a Board

The Board comprises seven (7) Directors, of which four (4) are Executive Directors, and three (3) are Independent Non-Executive Directors. The Chairman of the Board is independent. Notwithstanding that Non-Executive Directors do not make up majority of the Board, the Board is of the view that there is at present a sufficiently strong independent element on the Board to maintain appropriate checks and balances to avoid undue influence of the Management on the Board's decision-making process taking into account the following:

- (i) The current Board composition is also in compliance with Rule 403(3)(c) of the Catalist Rules, which requires, the independent directors to make up at least one-third of the Board; and
- (ii) The Non-Executive Directors, who are also Independent Directors, chair the Board Committees, and are able to provide the appropriate level of independence and integrity to make decisions in the best interests of the Company

Corporate Governance Report

Provision 2.4 – Board composition and diversity

The Company currently does not have a formal Board Diversity Policy. However, the Company recognises the benefits of having an effective and diverse Board, and views diversity at the Board level as an essential element in supporting the attainment of its strategic objectives and sustainable development. In reviewing the Board composition, the NC reviews, on a yearly basis the size and composition of the Board and Board Committees and the skills and core competencies of its members to ensure an appropriate balance of skills, experience and gender. These competencies include accounting and finance, business acumen, management experience, industry knowledge, strategic planning experience, customer-based knowledge, familiarity with regulatory requirements and knowledge of risk management. The Board considers that its Directors possess the necessary competencies and knowledge to lead and govern the Group effectively.

Taking into account the nature and scope of the Group's business and the number of board committees, the Board believes that the current size and composition provide sufficient diversity without interfering with efficient decision making.

The Board is keen on having gender diversity in the composition of the Board. Due to the nature of the Group's business, there is difficulty in achieving gender diversity. Nevertheless, the NC has noted this direction and would work on the sourcing for female director for future board renewal.

The NC is tasked to determine on an annual basis and as and when the circumstances require whether or not a Director is independent, bearing in mind the guidelines set forth in the Code and any other salient factor which would render a Director to be deemed not independent. The NC has reviewed, determined and confirmed the independence of the Independent Directors. More details are set out under Principle 4 of the Code.

The independence of any Director who has served on the Board beyond nine years from the date of his first appointment will be subject to more rigorous review, taking into account the need for progressive refreshing of the Board. None of the Independent Directors have served on the Board for a period exceeding nine years from the date of their appointments.

The Independent Directors make up more than one-third of the Board, which meets the requirements set out in the Code. This provides a strong and independent element on the Board which is fundamental to good corporate governance as it facilitates the exercise of independent and objective judgement on corporate affairs. It also ensures that key issues and strategies are critically reviewed, constructively challenged, fully discussed and thoroughly examined.

Provision 2.5 – Non-Executive Directors meet regularly

The Independent Non-Executive Directors communicate regularly to discuss matters such as Group's financial performance and corporate governance measures and provide constructive advice and guidance on directions in relation to the Group's business strategies. They also review performance of the management in achieving agreed goals and objectives and monitor the reporting of performance. Where necessary, the Independent Non-Executive Directors meet and discuss on the Group's affairs without the presence of the management.

Principle 3: Chairman and Chief Executive Officer

There is a clear division of responsibilities between the leadership of the Board and Management, and no one individual has unfettered powers of decision-making.

Provision 3.1 – Separation of the role of the Chairman and the CEO

The Chairman of the Board and the Chief Executive Officer (the "CEO") are two separate persons to ensure an appropriate balance of power, increased accountability and greater capacity for independent decision making.

Provision 3.2 – Role of the Chairman and the CEO

Mr Yip Wah Pung, is an Independent Non-Executive Director and also the Chairman of the Board. He assumes the responsibility for the smooth functioning of the Board and ensures timely flow of information between the management and the Board; sets the agenda and ensures that adequate time is available for discussion of all agenda items, in particular strategic issues; promotes a culture of openness and debate at the Board; ensures effective communication with shareholders; facilitates the effective contribution of Non-Executive Directors in particular; and promotes high standards of corporate governance.

Corporate Governance Report

Mr Lee Keck Keong is the CEO and Executive Director of the Company. He assumes responsibility for running the day-to-day business of the Group; ensures implementation of policies and strategy across the Group as set by the Board; manages the management team; and leads the development of the Group's future strategy including identifying and assessing risks and opportunities for the growth of its business and reviewing the performance of its existing business.

Provision 3.3 – Lead Independent Director

There is a sufficiently strong independent element on the Board to enable independent exercise of objective judgement on affairs and operations of the Group by members of the Board, taking into account factors such as the number of Independent Directors on the Board as well as the contributions made by each member at meetings which relate to the affairs and operations of the Group. The Board is satisfied that a clear division of responsibilities between the leadership of the Board and the executives responsible for managing the Group's business and no one individual should represent a considerable concentration of power.

No Lead Independent Director has been appointed to the Board as the Chairman is independent.

All the Board Committees are chaired by Independent Directors and more than one third of the Board consists of Independent Directors.

Principle 4: Board Membership

The Board has a formal and transparent process for the appointment and re-appointment of directors, taking into account the need for progressive renewal of the Board.

Provision 4.1 – Role of the NC

Provision 4.2 – Composition of the NC

The NC consists of three (3) Independent Non-Executive Directors and one (1) Executive Director, the majority of whom, including the NC Chairman, are independent:

| | | |
|-------------------|---|----------|
| Mr Vincent Leow | – | Chairman |
| Mr Yip Wah Pung | – | Member |
| Mr Lawrence Ng | – | Member |
| Mr Lee Keck Keong | – | Member |

The NC, which has written terms of reference, is responsible for making recommendations to the Board on all board appointments and re-appointments. The key terms of reference of the NC include the following:

- review the size, structure and composition of the Board;
- identify, review and recommend candidates to the Board including the appointment of alternate directors, if any, board committee members, CEO, deputy CEO, Chief Financial Officer (“CFO”) and key management;
- recommend to the Board re-nominations of existing directors for re-election in accordance with the Company's Constitution, taking into account the Director's competencies, commitment, contribution and performance;
- establish a process for the selection, appointment and re-appointment of Directors;
- review and approve any new employment of employees related to the Directors, substantial shareholders of the Company or related persons, including the proposed terms of such employment;
- undertake board succession plans for Directors, in particular, the Chairman and the CEO;
- determine annually whether or not a Director is independent;

Corporate Governance Report

- in respect of a Director who has multiple board representations on various companies, if any, to review and decide whether or not such Director is able to and has been adequately carrying out his duties as a Director, having regard to the competing time commitments that are faced by the Director when serving on multiple boards and discharging his duties towards other principal commitments;
- review training and professional development programs for the Board;
- make recommendation to the Board in determining the maximum number of listed company board representations which any Director may hold, and disclose this in the Company's annual report;
- decide whether or not a Director is able to and has been adequately carrying out his/her duties as a Director;
- develop a process for evaluating the performance of the Board, its Board Committees and Directors by setting objective performance criteria for the Board and implementing such process for assessing the effectiveness of the Board as a whole and assessing the contribution of each individual Directors to the effectiveness of the Board; and
- ensure complete disclosure of key information of Directors in the Company's annual report as required under the Code, as amended from time to time.

Provision 4.3 - Board Renewal

The NC has in place formal, written procedures for making recommendations to the Board on the selection and appointment of Directors. Such procedures would be activated when a vacancy on the Board arises or when the Board is considering making a new Board appointment either to enhance the core competency of the Board or for purpose of progressive renewal of the Board.

In identifying suitable candidates, the NC may:

1. Advertise or use the services of external advisers to facilitate a search;
2. Approach alternative sources such as the SID; or
3. Consider candidates from a wide range of backgrounds from internal or external sources.

After short listing the candidates, the NC shall:

- (a) consider and interview all candidates on merit against objective criteria, taking into consideration that appointees have enough time available to devote himself or herself to the position; and
- (b) evaluate and agree to a preferred candidate for recommendation to and appointment by the Board.

Provision 4.4 - Independence review of Directors

The NC reviews the independence of each Director annually, and as and when circumstances require.

Annually, each Independent Director is required to complete a Director's Independence Checklist (the "Checklist") to confirm his independence. The Checklist is drawn up based on the guidelines provided in the Code. Thereafter, the NC reviews the Checklist completed by each Independent Director, assesses the independence of the Independent Directors and recommends its assessment to the Board.

As set out under the Code, an Independent Director is one who is independent in conduct, character and judgement, and has no relationship with the company, its related corporations, its substantial shareholders or its officers that could interfere, or be reasonably perceived to interfere, with the exercise of the director's independent business judgement in the best interests of the company. The NC assesses and reviews annually the independence of a director bearing in mind the salient factors as set out under the Code, the Catalist Rules as well as all other relevant circumstances and facts. The Independent Directors must also confirm whether they consider themselves independent despite not having any relationship identified in the Code.

Based on the Checklist submitted by the Independent Directors, the NC was of the view that Mr Yip Wah Pung, Mr Lawrence Ng and Mr Vincent Leow is independent on the following basis:

- (a) The Independent Directors: (i) are not employed by the Company or any of its related corporations for the current or any of the past 3 financial years; and (ii) do not have an immediate family member who is employed or has been employed by the Company or any of its related corporations for the past 3 financial years, and whose remuneration is determined by the Remuneration Committee.

Corporate Governance Report

- (b) None of the Independent Directors have served on the Board beyond 9 years from the date of first appointment.
- (c) None of the Independent Directors and their immediate family member had in the current or immediate past financial year (i) provided or received significant payments or material services aggregated over any financial year in excess of S\$50,000 for services other than compensation for board service; or (ii) was a substantial shareholder, partner, executive officer or a director of any organization which provided or received significant payments or material services aggregated over any financial year in excess of S\$200,000 for services rendered.
- (d) None of the Independent Directors are directly associated with a substantial shareholder of the Company in the current or immediate past financial year.

The NC is responsible for re-appointment of Directors. In its deliberations on the re-appointment of existing Directors, the NC takes into consideration the Director's contribution and performance.

Pursuant to Rule 720(4) of the Catalist Rules, the Company must have all Directors submit themselves for renomination and re-appointment at least once every three years. Regulation 104 of the Company's Constitution provides that one-third of the Directors (or, if their number is not a multiple of three, the number nearest to but not greater than one-third) shall retire from office by rotation while Regulation 108 provides that any Director so appointed shall hold office until the next AGM and be eligible for re-election at the Company's AGM. Mr Lee Jun Yih and Mr Lawrence Ng shall retire pursuant to Regulation 104 of the Company's Constitution while Mr Vincent Leow shall retire pursuant to Regulation 108 of the Company's Constitution at the Company's forthcoming AGM and shall be eligible for re-election.

The NC is satisfied that Mr Lee Jun Yih, Mr Lawrence Ng and Mr Vincent Leow, retiring at the forthcoming AGM are properly qualified for re-appointment by virtue of their skills, experience and their contribution of guidance and time and recommended to the Board that the retiring Directors be nominated for re-election.

The requirements as required under Rule 720(5) of the Catalist Rules are stipulated in the table below: -

| Name of Person | Lee Jun Yih | Ng Lip Chi, Lawrence | Vincent Leow |
|---------------------------------------------------------------------------------------------------------------------------|------------------------------------------------------------------------------------------------------------------------------------------------------------------------------------------------------------------------------------------------------------------------------------------------------------------------------------------------------------------------------------------------------------------------------------------------------------------------------------------------------------------------------------------------------------------------------------------------|----------------------|------------------|
| Date of Appointment | 10 November 2014 | 20 November 2014 | 29 February 2020 |
| Date of last re-appointment (if applicable) | 25 October 2017 | 24 October 2018 | Not Applicable |
| Age | 38 | 49 | 43 |
| Country of principal residence | Singapore | Singapore | Singapore |
| The Board's comments on this appointment (including rationale, selection criteria, and the search and nomination process) | Not Applicable | Not Applicable | Not Applicable |
| Whether appointment is executive, and if so, the area of responsibility | Mr Lee Jun Yih is the Executive Director of the Company and primarily responsible for oversight and management of the Group's business and corporate development and works with the Chief Executive Officer to formulate the overall business and corporate policies and strategies for the Group. In addition, Mr Lee Jun Yih is also the Finance Director of the Company and responsible for the oversight and control of the Group's overall accounting and finance functions, including monitoring and coordinating the Group's financial accounts, consolidation and financial reporting. | Not Applicable | Not Applicable |

Corporate Governance Report

| Name of Person | Lee Jun Yih | Ng Lip Chi, Lawrence | Vincent Leow |
|----------------------------------------------------------------------------------------------------------------------------------------------------------------------------------------------------------------------------|------------------------------------------------------------------------------------------------------------------------------------------------------------------------------------------------------------------------------------------------------------------------------------------------------------------------------------------|---------------------------------------------------------------------------------------------------------------------------------------------------------------------------------------------------------------------------------------------------------------------------------------------------------------------------------------------------------------------------------------------------------------|--------------------------------------------------------------------------------------------------------------------------------------------------------------------------------------------------------------------------------------------|
| Job Title (e.g. Lead ID, AC Chairman, AC Member etc.) | <ul style="list-style-type: none"> Executive Director and Finance Director | <ul style="list-style-type: none"> Independent Non-Executive Director Remuneration Committee Chairman Audit Committee Member Nominating Committee Member | <ul style="list-style-type: none"> Independent Non-Executive Director Nominating Committee Chairman Audit Committee Member Remuneration Committee Member |
| Professional qualifications | Solicitor of the High Court of the Hong Kong Special Administrative Region | Chartered Financial Analyst | Advocate and Solicitor |
| Working experience and occupation(s) during the past 10 years | <p>Mr Lee Jun Yih has been working for the Group since July 2011, and was subsequently appointed as an Executive Director of the Company on 10 November 2014.</p> <p>Prior to joining the Group, Mr Lee Jun Yih was with AEGON Asset Management and UBS AG, Hong Kong.</p> | <p>Mr Lawrence Ng is currently an executive director of NLC Advisory Pte. Ltd., a firm that provides corporate advisory services. Prior to this, Mr Lawrence Ng worked in professional services firm and investment banks, such as Arthur Andersen, Credit Agricole Indosuez Merchant Bank Asia Ltd and DBS Bank Ltd., as well as in-house corporate finance for an Asian natural resources conglomerate.</p> | <p>Mr Vincent Leow is presently a Partner of Allen & Gledhill LLP which he joined in 2007 from the Singapore Legal Service. His areas of practice focus on banking, employment and shareholder disputes as well as investigations.</p> |
| Shareholding interest in the listed issuer and its subsidiaries | <p>Directly interested in 930,546 ordinary shares, representing 0.45% shareholding of the Company;</p> <p>Deemed interested in 122,564,098 ordinary shares through Zen UG Pte. Ltd. and Raydion Direct Global Inc, representing 59.79% shareholdings of the Company.</p> | Nil | Nil |
| Any relationship (including immediate family relationships) with any existing director, existing executive officer, the issuer and/or substantial shareholder of the listed issuer or of any of its principal subsidiaries | <p>Mr Lee Jun Yih is the son of Mr Lee Keck Keong (the Executive Director and Chief Executive Officer and a substantial shareholder of the Company) and Ms Sim Ai Cheng (a substantial shareholder of the Company). He is also the brother of Mr Lee Jun Linn (the Executive Director and a substantial shareholder of the Company).</p> | Nil | Nil |
| Conflict of interest (including any competing business) | Nil | Nil | Nil |
| Undertaking (in the format set out in Appendix 7H) under Rule 720(1) has been submitted to the listed issuer | Yes | Yes | Yes |

Corporate Governance Report

| Name of Person | Lee Jun Yih | Ng Lip Chi, Lawrence | Vincent Leow |
|-----------------------------------------------------------------------------------------------------|-----------------------------------------------------------------------------------------------------------------------------------------------------------------------------------------------------------------------------------------------------------------------------------------------------------------------------------------------------------------------------------------------------------------------------------------------------------------------------------------------------------------------------------------------|----------------------------------------------------------------------------------------------------------------------------------------------------------|-----------------------------------------------------------------------------------------------------------------------------------------------------------------------------------------------------------------------------------------------------|
| Other Principal Commitments* Including Directorships# | | | |
| * "Principal Commitments" has the same meaning as defined in the Code. | | | |
| # These fields are not applicable for announcements of appointments pursuant to Listing Rule 704(8) | | | |
| Past (for the last 5 years) | <ol style="list-style-type: none"> Gantang Prestasi Sdn Bhd (dissolved) Glorious Bloom Group Limited (dissolved) Vast Capital Investment Limited (dissolved) | <ol style="list-style-type: none"> SIA X Infotech Group SIA X Infotech X-Infotech Africa Limited | Nil |
| Present | <ol style="list-style-type: none"> UG Healthcare Corporation Limited N.S. Uni-Gloves Sdn. Bhd. Uni-Medical Healthcare Limited Shanghai Full-10 International Trading Co., Ltd. Unigloves (Singapore) Pte. Ltd. Unigloves (UK) Limited UGHC Marketing Pte. Ltd. Raydion Director Global Inc Zen UG Pte. Ltd. UG Global Resources Sdn Bhd UG Glovetech Sdn Bhd UGHC Brasil Importadora LTDA UG Healthcare (USA) Inc. | <ol style="list-style-type: none"> UG Healthcare Corporation Limited Sanli Environmental Limited NLC Advisory Pte. Ltd. | <ol style="list-style-type: none"> UG Healthcare Corporation Limited Advancer Global Limited Allen & Gledhill LLP (Partner) Heartware Network Hometeam NS (Member of the Board of Governors) |

Corporate Governance Report

| Name of Person | Lee Jun Yih | Ng Lip Chi, Lawrence | Vincent Leow |
|-------------------------------------------------------------------------------------------------------------------------------------------------------------------------------------------------------------------------------------------------------------------------------------------------------------------------------------------------------------------------------------------------------------------------------------------------------------------------------------------------------------------------------------------------------------------------------------------------------------------------------------------|-------------|----------------------|--------------|
| Disclose the following matters concerning an appointment of director, chief executive officer, chief financial officer, chief operating officer, general manager or other officer of equivalent rank. If the answer to any question is "yes", full details must be given. | | | |
| (a) Whether at any time during the last 10 years, an application or a petition under any bankruptcy law of any jurisdiction was filed against him or against a partnership of which he was a partner at the time when he was a partner or at any time within 2 years from the date he ceased to be a partner? | No | No | No |
| (b) Whether at any time during the last 10 years, an application or a petition under any law of any jurisdiction was filed against an entity (not being a partnership) of which he was a director or an equivalent person or a key executive, at the time when he was a director or an equivalent person or a key executive of that entity or at any time within 2 years from the date he ceased to be a director or an equivalent person or a key executive of that entity, for the winding up or dissolution of that entity or, where that entity is the trustee of a business trust, that business trust, on the ground of insolvency? | No | No | No |
| (c) Whether there is any unsatisfied judgment against him? | No | No | No |
| (d) Whether he has ever been convicted of any offence, in Singapore or elsewhere, involving fraud or dishonesty which is punishable with imprisonment, or has been the subject of any criminal proceedings (including any pending criminal proceedings of which he is aware) for such purpose? | No | No | No |

Corporate Governance Report

| Name of Person | Lee Jun Yih | Ng Lip Chi, Lawrence | Vincent Leow |
|--------------------------------------------------------------------------------------------------------------------------------------------------------------------------------------------------------------------------------------------------------------------------------------------------------------------------------------------------------------------------------------------------------------------------------------------------------------------------------------------------------------------------------------------------------|-------------|----------------------|--------------|
| (e) Whether he has ever been convicted of any offence, in Singapore or elsewhere, involving a breach of any law or regulatory requirement that relates to the securities or futures industry in Singapore or elsewhere, or has been the subject of any criminal proceedings (including any pending criminal proceedings of which he is aware) for such breach? | No | No | No |
| (f) Whether at any time during the last 10 years, judgment has been entered against him in any civil proceedings in Singapore or elsewhere involving a breach of any law or regulatory requirement that relates to the securities or futures industry in Singapore or elsewhere, or a finding of fraud, misrepresentation or dishonesty on his part, or he has been the subject of any civil proceedings (including any pending civil proceedings of which he is aware) involving an allegation of fraud, misrepresentation or dishonesty on his part? | No | No | No |
| (g) Whether he has ever been convicted in Singapore or elsewhere of any offence in connection with the formation or management of any entity or business trust? | No | No | No |
| (h) Whether he has ever been disqualified from acting as a director or an equivalent person of any entity (including the trustee of a business trust), or from taking part directly or indirectly in the management of any entity or business trust? | No | No | No |

Corporate Governance Report

| Name of Person | Lee Jun Yih | Ng Lip Chi, Lawrence | Vincent Leow |
|-----------------------------------------------------------------------------------------------------------------------------------------------------------------------------------------------------------------------------|-------------|----------------------|--------------|
| (i) Whether he has ever been the subject of any order, judgment or ruling of any court, tribunal or governmental body, permanently or temporarily enjoining him from engaging in any type of business practice or activity? | No | No | No |
| (j) Whether he has ever, to his knowledge, been concerned with the management or conduct, in Singapore or elsewhere, of the affairs of:— | | | |
| (i) any corporation which has been investigated for a breach of any law or regulatory requirement governing corporations in Singapore or elsewhere; or | No | No | No |
| (ii) any entity (not being a corporation) which has been investigated for a breach of any law or regulatory requirement governing such entities in Singapore or elsewhere; or | No | No | No |
| (iii) any business trust which has been investigated for a breach of any law or regulatory requirement governing business trusts in Singapore or elsewhere; or | No | No | No |
| (iv) any entity or business trust which has been investigated for a breach of any law or regulatory requirement that relates to the securities or futures industry in Singapore or elsewhere, | No | No | No |
| in connection with any matter occurring or arising during that period when he was so concerned with the entity or business trust? | No | No | No |

Corporate Governance Report

| Name of Person | Lee Jun Yih | Ng Lip Chi, Lawrence | Vincent Leow |
|---------------------------------------------------------------------------------------------------------------------------------------------------------------------------------------------------------------------------------------------------------------------------------------------------------------------|---------------------------------------------|---------------------------------------------|---------------------------------------------|
| (k) Whether he has been the subject of any current or past investigation or disciplinary proceedings, or has been reprimanded or issued any warning, by the Monetary Authority of Singapore or any other regulatory authority, exchange, professional body or government agency, whether in Singapore or elsewhere? | No | No | No |
| Disclosure applicable to the appointment of Director only. | | | |
| Any prior experience as a director of an issuer listed on the Exchange? | This relates to re-appointment of Director. | This relates to re-appointment of Director. | This relates to re-appointment of Director. |
| If yes, please provide details of prior experience. | Not Applicable | Not Applicable | Not Applicable |
| If no, please state if the director has attended or will be attending training on the roles and responsibilities of a director of a listed issuer as prescribed by the Exchange. | Not Applicable | Not Applicable | Not Applicable |
| Please provide details of relevant experience and the nominating committee's reasons for not requiring the director to undergo training as prescribed by the Exchange (if applicable). | Not Applicable | Not Applicable | Not Applicable |

There is currently no alternate Director on the Board.

Each member of the NC abstains from voting on any resolutions and making any recommendation and or participating in discussion on matters in which he is interested.

Key information on the Director's particulars and backgrounds can be found on pages 14 to 15 of the Annual Report, while information on the Directors' shareholding in the Company can be found on page 55.

Provision 4.5 – Directors' time commitments

The NC has adopted internal guidelines addressing competing time commitments that are faced when Directors serve on multiple boards. The guidelines provide that, as a general rule, each Director should hold no more than five listed company board representations.

The NC determines annually whether a Director with multiple board representations and/or other principal commitments is able to and has been adequately carrying out his duties as a Director of the Company. The NC takes into account the respective Directors' actual conduct on the Board, in making this determination.

Corporate Governance Report

None of the Directors, save for Mr Lawrence Ng and Mr Vincent Leow, have multiple listed company board representation. Mr Lawrence Ng is an Independent Director and Non-Executive Chairman of Sanli Environmental Limited, a company listed on the Catalist Board of the SGX-ST. Mr Vincent Leow is an Independent Director of Advancer Global Limited, a company listed on the Catalist Board of the SGX-ST. The NC has reviewed and considered Mr Lawrence Ng's and Mr Vincent Leow's directorships in these other listed companies, as well as all Directors' other principal commitments, and is satisfied that the Directors have been able to devote sufficient time and attention to the affairs of the Group to adequately discharge their duties as Directors of the Company. The NC is of the view that each Director's directorships is in line with the Company's guideline of a maximum of five listed company board representations and that each Director has discharged his duties adequately.

Principle 5: Board Performance

The Board undertakes a formal annual assessment of its effectiveness as a whole, and that of each of its board committees and individual directors.

Provision 5.1 and 5.2 – Board Evaluation Process

A review of the Board's and Board Committees' performance and the individual Director's performance is conducted by the NC annually. On the recommendation of the NC, the Board has adopted an internal process for evaluating the effectiveness of the Board as a whole and the respective Board Committees, and the contribution of each Director to the effectiveness of the Board. Each Board member will be required to complete an appraisal form to be returned to the NC Chairman for evaluation. Based on the evaluation results, the NC Chairman will present his recommendations to the Board. The key objective of the evaluation exercise is to obtain constructive feedback from the Directors to continually improve the Board's performance.

In evaluating the Board's and Board Committees', and individual Director's performance, the NC considers a set of quantitative and qualitative performance criteria that has been approved by the Board.

The performance criteria for the Board and Board Committee's evaluation are in relation to:-

- a. Board structure
- b. Board process and accountability
- c. Access to information
- d. Performance monitoring
- e. Risk management and internal control
- f. Compensation
- g. Communication with shareholders

The individual Director's performance criteria is in relation to the Director's:

- a. Duties including attendance at board meetings, meeting preparation, participation in related activities
- b. Interactive skill
- c. Contribution of knowledge such as industry or professional expertise, specialist or functional contribution

The Board has not engaged any external consultant to conduct an assessment of the performance of the Board and each individual Director. Where relevant, the NC will consider such an engagement.

The NC has assessed the performance of the Board and each individual Director for FY2020, and is of the view that the performance of the Board as a whole and each individual Director was satisfactory.

Corporate Governance Report

REMUNERATION MATTERS

Principle 6: Procedures for Developing Remuneration Policies

The Board has a formal and transparent procedure for developing policies on director and executive remuneration, and for fixing the remuneration packages of individual directors and key management personnel. No director is involved in deciding his or her own remuneration.

Provision 6.1 and 6.2 – Composition of the RC

Provision 6.3 – Remuneration framework

Provision 6.4 – Remuneration consultant

The RC consists of three (3) members, all of whom including the RC Chairman, are independent:

| | | |
|-----------------|---|----------|
| Mr Lawrence Ng | - | Chairman |
| Mr Yip Wah Pung | - | Member |
| Mr Vincent Leow | - | Member |

The RC is responsible for ensuring a formal and transparent procedure for developing policies on executive remuneration, and for fixing the remuneration packages of individual Directors and key management personnel.

The members of the RC carried out their duties in accordance with the terms of reference which include the following:

- recommend to the Board a general framework of remuneration for the Board and key management personnel;
- review and recommend to the Board the specific packages for each Director as well as key management personnel;
- review annually the remuneration packages (including remuneration, bonuses, pay increases or promotions) of the employees of the Group who are immediate family members of or related to a Director or CEO or substantial shareholders of the Company so as to ensure that their remuneration packages are in line with the Group's staff remuneration guidelines and commensurate with their respective job scopes and level of responsibilities;
- review all aspects of remuneration of the Board and key management personnel, including but not limited to director's fees, salaries, allowances, bonuses, options, share-based incentives and awards, and benefits in kind;
- in seeking expert advice in/or outside the Company on Director's remuneration, the RC shall ensure that existing relationships, if any, between the Company and its appointed remuneration consultants will not affect the independence and objectivity of the remuneration consultants; and
- in reviewing and making recommendations for remuneration for the Board and key management personnel, the RC shall consider:
 - level and structure of remuneration should be aligned with the long-term interest and risk policies of the Company, and should be appropriate to attract, retain and motivate (a) the directors to provide good stewardship of the Company, and (b) key management personnel to successfully manage the Company;
 - the use of long-term incentive schemes for Executive Directors and key management personnel;
 - that the remuneration of Non-Executive Directors should be appropriate to the level of contribution, taking into account factors such as effort and time spent, and responsibilities of the Directors. Non-Executive Directors should not be overcompensated to the extent that their independence may be compromised. The RC should also consider implementing schemes to encourage Non-Executive Directors to hold shares in the Company so as to better align the interests of such Non-Executive Directors with the interests of shareholders;

Corporate Governance Report

- the use of contractual provisions to allow the Company to reclaim incentive components of remuneration from Executive Directors and key management personnel in exceptional circumstances of misstatement of financial results, or of misconduct resulting in financial loss to the Company; and
- the Company's obligations arising in the event of termination of the Executive Directors and key management personnel's contracts of service, to ensure that such contracts of service contain fair and reasonable termination clauses which are not overly generous. The Company should aim to be fair and avoid rewarding poor performance.

The Company had adopted a share option scheme known as the Unigloves Employee Share Option Scheme (the "**Unigloves ESOS**") and a share scheme known as the Unigloves Performance Share Plan (the "**Unigloves PSP**"). The RC's duties also include the administration of the Unigloves ESOS and Unigloves PSP.

Unigloves ESOS

The aggregate number of shares to be issued pursuant to the Unigloves ESOS, when aggregated to the aggregate number of shares issued and issuable or transferred and to be transferred in respect of all options or awards under any other share option schemes or share schemes, shall not exceed fifteen percent (15%) of the total number of issued shares (excluding treasury shares), on the day immediately preceding the date on which an offer to grant an option is made.

On 28 August 2015, the Company granted to the employees (excluding directors, controlling shareholders or their associates) 1,570,000 share options pursuant to the Unigloves ESOS which are vested equally over three (3) years, first year of vesting being after two (2) years from the date of grant. As at 30 June 2020, the share options granted are outstanding and have not been exercised. There was no further grant of share options during the financial year.

No participant received 5% or more of the total number of share options under the Unigloves ESOS.

The exercise price of the options granted was S\$0.1816 for each share, being a discount of 20% to the average of the last dealt prices of the Company's shares on the SGX-ST over the five (5) consecutive trading days immediately preceding the date of grant of options. The exercise price was at a discount to the market price of the shares on the date of grant, being S\$0.23 per share.

Subsequent to FY2020, the Company had on 28 August 2020, issued and allotted an aggregate of 1,400,000 new ordinary shares in the capital of the Company pursuant to the exercise of 1,400,000 options granted under the Unigloves ESOS at the exercise price of S\$0.1816 per share.

Unigloves PSP

The aggregate number of Shares to be issued pursuant to the awards granted under the Unigloves PSP, when aggregated with the aggregate number of shares over which options are granted under any other share option schemes, shall not exceed fifteen percent (15%) of the total number of issued shares (excluding treasury shares and subsidiary holdings) from time to time. During FY2020, there were no awards granted pursuant to the Unigloves PSP.

The RC from time to time and where necessary will seek advice from the external remuneration consultant in framing the remuneration policy and determining the level and mix of remuneration for Directors and key management personnel. The Board has not engaged any external remuneration consultant to advise on remuneration matters for FY2020.

None of the members of the RC or any Director is involved in deliberations in respect of any remuneration, compensation or any form of benefits to be granted to him.

Principle 7: Level and Mix of Remuneration

The level and structure of remuneration of the Board and key management personnel are appropriate and proportionate to the sustained performance and value creation of the company, taking into account the strategic objectives of the company.

Corporate Governance Report

Provision 7.1 – Remuneration of Executive and Key Management

As part of its review, the RC ensures that the Directors and key management personnel are adequately but not excessively remunerated as compared to industry benchmarks and other comparable companies. The RC also takes into consideration the Group's relative performance and the performance of individual Directors and key management personnel. The Executive Directors are paid a basic salary and is entitled to a discretionary bonus.

Key management personnel are paid basic salary and variable bonus. The variable bonus varies according to the Group's performance objectives. The allocation will also be based on the individual performance and their contributions towards the Group's performance.

Provision 7.2 – Remuneration of Non-Executive Directors

The RC also ensures that the remuneration of the Non-Executive Directors are appropriate to their level of contribution taking into account factors such as efforts and time spent, and their responsibilities. Non-Executive Directors receive a basic fee for their services. The RC ensures that the Non-Executive Directors should not be over-compensated to the extent that their independence may be compromised.

All revisions to the remuneration packages for the Directors and key management personnel are subject to the review by and approval of the RC and the Board. Directors' fees are further subject to the approval of the shareholders at the AGM.

The Company has entered into separate service agreement ("**Service Agreements**") with the Executive Directors, Mr Wong See Keong, Mr Lee Jun Yih and Mr Lee Jun Linn respectively for an initial period of three (3) years from 8 December 2014. The Service Agreements are renewable thereafter unless otherwise terminated by either party giving not less than six (6) months' notice in writing to the other.

The Company has also entered into a Service Agreement with Mr Lee Keck Keong, Executive Director and CEO for an initial period of three (3) years from 19 October 2016 and is renewable thereafter unless otherwise terminated by either party giving not less than six (6) months' notice in writing to the other.

Pursuant to the terms of the Service Agreements, the Executive Directors are entitled to a discretionary bonus to be recommended and determined by the RC. The compensation package, including changes to annual salary and/or the inclusion of suitable profit sharing terms, may be adjusted as the RC may, determine from time to time.

The Company has also entered into separate employment contracts with the key management personnel which provides for remuneration payable to them, annual leave entitlement and termination arrangements.

Provision 7.3 – Remuneration appropriately structured to link to long-term performance

The Company believes in aligning its level and structure of remuneration with the interests of shareholders to promote the long-term success of the Company. To initiate this, the Unigloves ESOS and Unigloves PSP have been adopted to link rewards to eligible employees including Executive Directors, Non-Executive Directors, key management personnel and other employees based on corporate and individual performance and align their interests with those of shareholders.

Typically the total remuneration mix available comprises annual fixed salary in cash, annual performance-related variable bonus in cash, and the Unigloves ESOS and Unigloves PSP where appropriate.

The Company did not engage the services of any remuneration experts to advise on remuneration matters for FY2020.

Having reviewed and considered the variable components of the remuneration packages for the Directors and key management personnel, which are moderate, the RC is of the view that there is no need to institute contractual provisions to allow the Company to reclaim incentive components in exceptional circumstances of misstatement of financial results, or misconduct resulting in financial loss or fraud by key management personnel.

Corporate Governance Report

Principle 8: Disclosure of Remuneration

The company is transparent on its remuneration policies, level and mix of remuneration, the procedure for setting remuneration, and the relationships between remuneration, performance and value creation.

Provision 8.1 – Disclosure of remuneration

Provision 8.2 – Remuneration of related employees

Provision 8.3 – Forms of remuneration and details of employee share schemes

The Code recommends that companies fully disclose the name and remuneration of each Director and the CEO. For confidentiality reasons, the Board has reviewed and decided to deviate from complying with the above recommendation and has provided below a breakdown, showing the level and mix of remuneration of each Director and the CEO in bands of S\$250,000 for FY2020:

| Remuneration Band and Name of Director | Salary | Bonus | Fees | Other Benefits | Total |
|----------------------------------------|--------|-------|------|----------------|-------|
| | % | % | % | % | % |
| Up to S\$250,000 | | | | | |
| Mr Lee Keck Keong | – | – | 92 | 8 | 100 |
| Mr Wong See Keong | 67 | 22 | – | 11 | 100 |
| Mr Lee Jun Yih | 95 | – | – | 5 | 100 |
| Mr Lee Jun Linn | 94 | – | – | 6 | 100 |
| Mr Yip Wah Pung | – | – | 100 | – | 100 |
| Mr Lawrence Ng | – | – | 100 | – | 100 |
| *Mr Vincent Leow | – | – | 100 | – | 100 |
| **Mr Danny Lim | – | – | 100 | – | 100 |

* appointed as director on 29 February 2020

** resigned as director on 29 February 2020

The Company only has two (2) key management personnel (who are not Directors or the CEO) during FY2020. The table below provides a breakdown, showing the level and mix of remuneration of each of the top two (2) key management personnel (who are not Directors or the CEO) for FY2020:

| Remuneration Band and Name of Key Executive | Salary | Bonus | Fees | Other Benefits | Total |
|---------------------------------------------|--------|-------|------|----------------|------------|
| | % | % | % | % | % |
| Up to S\$250,000 | | | | | |
| Mr Wong Pek Wee | 67 | 22 | – | 11 | 100 |
| Mr Ang Beng Chee | 100 | – | – | – | 100 |
| | | | | | S\$ |

Aggregate of the total remuneration paid or payable to the top two key management personnel (who are not Directors or the CEO) 200,036

There was no employee who is an immediate family member of a Director or the CEO whose remuneration exceeded S\$100,000 in FY2020.

There are no termination, retirement and post-employment benefits that may be granted to the Directors, the CEO or the key management personnel.

Corporate Governance Report

The Board believes that there is sufficient transparency on the Company's remuneration policies, level and mix of remuneration, the procedure for setting remuneration and the relationships between remuneration, performance and value creation are consistent with the intent of Principle 8 of the Code.

ACCOUNTABILITY AND AUDIT

Principle 9: Risk Management and Internal Controls

The Board is responsible for the governance of risk and ensures that Management maintains a sound system of risk management and internal controls, to safeguard the interests of the company and its shareholders.

Provision 9.1 – Nature and extent of risks

The Board, with the assistance from the AC, is responsible for the governance of risk by ensuring that management maintains a sound system of risk management and internal controls to safeguard shareholders' interests and the Group's assets and determines the nature and extent of the significant risks which the Board is willing to take in achieving its strategic objectives.

The AC is responsible for making the necessary recommendations to the Board to form and provide an opinion on the adequacy and effectiveness of the risk management and internal control systems of the Group in the annual report of the Company according to the requirements of the Catalist Rules and the Code.

The Company has engaged IA Essential Pte Ltd, an internal audit consulting firm ("**Internal Auditors**") to perform the internal audit reviews. The Internal Auditors carry out their internal audits with reference to the principles of the International Professional Practice Framework of the Institute of Internal Auditors. The AC is satisfied that the outsourced internal audit function is adequately staffed by suitably qualified and experienced professionals as the team comprises of a director who is a member of Chartered Accountants Australia and New Zealand, the Malaysian Institute of Certified Public Accountants and the Institute of Internal Auditors Malaysia while the team manager and members are accounting graduates.

During the financial year, the Internal Auditors have conducted follow-up audits in February 2020 covering credit control function for oversea subsidiaries, head office oversight on overseas subsidiaries and inventory management as well as a review on purchase and payment function after the current financial year end when the Movement Control Order was lifted in Malaysia. There are no material findings for FY2020.

Management regularly reviews the Group's business and operational activities in respect of the key risk control areas including financial, operational, compliance and information technology controls and continues to apply appropriate measures to control and mitigate these risks. All significant matters are highlighted to the AC and the Board for further discussion. The AC and the Board also work with the Internal Auditors, external auditors and management on their recommendations to institute and execute relevant controls with a view to managing such risks.

Provision 9.2 - Assurance from the CEO and the Finance Director

The Board has received written assurance from the CEO and the Finance Director that:

- (a) The financial records of the Group have been properly maintained and the financial statements for FY2020 give a true and fair view of the Group's operations and finances; and
- (b) The system of risk management and internal controls in place within the Group is adequate and effective in addressing the material risks in the Group in its current business environment including material financial, operational, compliance and information technology risks.

The CEO and the Finance Director have obtained similar assurance from the business and corporate executive heads in the Group.

Corporate Governance Report

Comment on the adequacy and effectiveness of the risk management and internal control systems

The AC sought the views of the external auditors in making assessment of the internal controls over financial reporting matters. In addition, based on the internal controls established and maintained by the Group, the work performed by the Internal Auditors, as well as the assurance received from the CEO and the Finance Director, the Board with the concurrence of the AC, is of the opinion that the Group's internal control systems, addressing financial, operational, compliance, information technology risks, and risk management systems were adequate and effective as at 30 June 2020.

The Board notes that the system of risk management and internal controls established by the Group provides reasonable, but not absolute, assurance that the Group will not be adversely affected by any event that can be reasonably foreseen. Furthermore, the Board also acknowledges that no system of risk management and internal controls can provide absolute assurance in this regard, or absolute assurance against the occurrence of material errors, poor judgement in decision making, human errors, losses, fraud or other irregularities.

Principle 10: Audit Committee

The Board has an AC which discharges its duties objectively.

Principle 10.1, 10.2 and 10.3 – Composition of the AC

The AC consists of three (3) members, all of whom including the AC Chairman, are independent and are not former partners or directors of the company's existing auditing firm:

| | | |
|-----------------|---|----------|
| Mr Yip Wah Pung | - | Chairman |
| Mr Lawrence Ng | - | Member |
| Mr Vincent Leow | - | Member |

The members of the AC carried out their duties in accordance with the terms of reference which include the following:

- review the significant financial reporting issues and judgements so as to ensure the integrity of the financial statements of the company and any announcements relating to the Company's financial performance;
- review and report to the Board annually the adequacy and effectiveness of the Company's internal controls, including financial, operational, compliance and information technology controls;
- review the external auditor's audit plan and results of the external audit, including the evaluation of the system of internal accounting controls and its cost effectiveness, and the review of the extent of non-audit services provided by the external auditors;
- review the external auditors' reports;
- review the scope and results of the internal audit procedures and the internal auditor's evaluation of the adequacy of our internal control and accounting system;
- review the interim and annual financial statements and results announcements before submission to the Board for approval, focusing in particular, on changes in accounting policies and practices, major financial risk areas, significant adjustments resulting from the audit, compliance with financial reporting standards as well as compliance with the Catalist Rules and any other statutory/regulatory requirements;
- ensure co-ordination between the internal and external auditors and the management, including considering the level of assistance given by the management to the auditors, and discuss problems and concerns, if any arising from the interim and final audits, and any matters which the auditors may wish to discuss (in the absence of the management where necessary);

Corporate Governance Report

- review the scope and results of the external audit, and the independence and objectivity of the external auditors;
- review and discuss with the external auditors any suspected fraud or irregularity, or suspected infringement of any relevant laws, rules or regulations, which has or is likely to have a material impact on the Group's operating results or financial position, and our management's response;
- make recommendations to the Board on the proposals to the shareholders on the appointment, reappointment and removal of the external auditors, and approving the remuneration and terms of engagement of the external auditors;
- review significant financial reporting issues and judgments with the Finance Director/CFO and the external auditors so as to ensure the integrity of the Company's financial statements and any formal announcements relating to the Group's financial performance before submission to the Board;
- review the adequacy and effectiveness the Group's internal controls systems with the Finance Director/CFO and the internal and external auditors including financial, operational, compliance, information technology controls and risk management system and report to the Board at least annually;
- view interested person transactions and monitor the procedures established to regulate interested person transactions to ensure compliance with the Group's internal control system and the relevant provisions of the Catalist Rules as well as to ensure that proper measures to mitigate such conflicts of interests have been put in place;
- review the independence of the external auditors and recommend their appointment or re-appointment, remuneration and terms of engagement;
- review and approve all hedging policies and instruments implemented by the Group;
- undertake such other reviews and projects as may be requested by the Board and report to the Board its findings from time to time on matters arising and requiring the attention of the AC;
- review arrangements by which an employee may, in confidence, raise concerns about possible improprieties in matters of financial reporting and to ensure that arrangements are in place for the independent investigations of such matter and for appropriate follow-up; and
- undertake generally such other functions and duties as may be required by statute or the Catalist Rules, as amended, modified or supplemented from time to time.

Apart from the above, the AC shall:

- commission and review the findings of internal investigations into matters where there is any suspected fraud or irregularity, or failure of internal controls or suspected infringement of any Singapore law, rule or regulation which has or is likely to have a material impact on the Group's operating results and/or financial position; and
- commission an annual internal controls audit until such time it is satisfied that the internal controls of the Group are sufficiently robust and effective in mitigating any key internal control weaknesses the Group may have. Prior to decommissioning such as internal controls audit, the Board shall report to the Sponsor and the SGX-ST (if necessary) on the basis to decide to decommission the annual internal controls audit, as well as the measures taken to rectify key weaknesses in and/or strengthen the internal controls of the Group. Thereafter, the AC shall commission such audits as and when it deems fit for the purposes of satisfying itself that the internal controls of the Group have remained robust and effective. Upon the completion of an internal controls audit, the Board shall make the appropriate disclosure via the SGXNET of any weaknesses in the Group's internal controls which may be material or of a price-sensitive nature, as well as any follow-up actions to be taken by the Board.

The AC has explicit authority to investigate any matter within its term of reference and is authorised to obtain independent professional advice. It has full access to and co-operation of management and reasonable resources to enable it to discharge its duties properly. It also has full discretion to invite any Director or executive officer to attend its meetings.

Corporate Governance Report

Provision 10.4 – Internal audit function

Provision 10.5 – AC’s activities during the year

The AC met four times during FY2020. Details of members and their attendance at meetings are provided on page 30 of the Annual Report. Company Secretary and external auditors are invited to these meetings. Other members of management are also invited to attend, as appropriate, to present reports.

During the financial year, the AC had one meeting with the Internal Auditors and external auditors separately, without the presence of management. These meetings enable the Internal Auditors and external auditors to raise issues encountered in the course of their work directly to the AC.

The AC received updates from the external auditors during the AC meetings on changes and amendments to the Companies Act and accounting standards to enable the members of AC to keep abreast of such changes, and issues which have a direct impact on financial statements.

The AC met at physical meetings or through telephone conference to review the quarterly and full year results announcements, material announcements and all related disclosures to the shareholders before submission to the Board for approval. In the process, the AC reviewed the audit plan and audit committee report presented by the external auditors.

In the review of financial statements for FY2020, the AC discussed with management, the Finance Director and the external auditors the significant accounting policies, judgements and estimates applied by management in preparing the annual financial statements. The AC focused particularly on:

- Significant adjustments resulting from the audit;
- The appropriateness of the going concern assumption in the preparation of the financial statements; and
- Significant deficiencies in internal controls over financial reporting matters that came to the external auditors’ attention during their audit together with their recommendations.

In addition, significant matters that were discussed with management and the external auditors have been included as Key Audit Matters (“KAMs”) in the audit report for the financial year ended 30 June 2020 on pages 59 to 60 of the Annual Report.

In assessing each KAM, the AC took into consideration the approach and methodology applied, as well as the reasonableness of the estimates and key assumptions used. The AC concluded that management’s accounting treatment and estimates in each of the KAMs were appropriate.

Following the review and discussions, the AC then recommended to the Board for the approval of the audited annual financial statements.

External audit processes

The AC manages the relationship with the Group’s external auditors, on behalf of the Board. The AC is of the view that the external auditors, Mazars LLP demonstrated appropriate qualifications and expertise and is also independent of the Company. It is also satisfied with the adequacy of the scope and quality of the external audits being conducted by Mazars LLP. Therefore, the AC recommended to the Board that Mazars LLP be re-appointed as the external auditors. The Board accepted this recommendation and has proposed a resolution to shareholders for the re-appointment of Mazars LLP at the forthcoming AGM.

The AC undertook a review of the non-audit services provided by the external auditors and is satisfied that the nature and extent of such services would not prejudice the independence of the external auditors, and has recommended the re- appointment of the external auditors at the forthcoming AGM.

The aggregate amount of audit and non-audit fees paid or payable to the external auditors for FY2020 are S\$187,347 for audit fees and S\$41,098 for non-audit fees relating to the provision of tax compliance and other services, respectively. The Company has complied with Rule 712 and Rule 716 of the Catalist Rules in the appointment of its auditor.

Corporate Governance Report

Internal audit

The AC approves the appointment, removal, evaluation and compensation of internal auditors. The internal audit function of the Group is outsourced to IA Essential Pte Ltd. The Internal Auditors' primary line of reporting is the AC Chairman. Administratively, the Internal Auditors report to the CEO. The selection of the Internal Auditors, its fee proposal and the internal audit proposal were reviewed and approved by the AC. The Internal Auditors carry out their function in accordance to the standards set by the International Standards for the Professional Practice of Internal Auditing set by the Institute of Internal Auditors.

The primary purpose of the internal audit function is to assist the Board and management to meet the strategic and operational objectives of the Group, by providing an independent and objective evaluation of the adequacy and effectiveness of risk management, controls and governance processes. The internal audit approach focuses on key financial, operational, compliance, information technology risks and risk management system. The internal audit plan is established in consultation with, but independent of, management. The internal audit plan is reviewed and approved by the AC. All internal audit findings, recommendations and status of remediation, are circulated to the AC, the CEO, the external auditors and relevant management.

The AC will ensure that management provides good support to the Internal Auditors and provides them with access to documents, records, properties and personnel when requested in order for the Internal Auditors to carry out their function accordingly. The AC will meet with the Internal Auditors once a year, without the presence of management.

The AC, together with the Board have reviewed the effectiveness of the actions taken by management on the recommendations made by the Internal Auditors. The Board and the AC are of the view that the internal audit function is independent, effective, adequately resourced and has the appropriate standing within the Group.

During FY2020, the AC has reviewed and assessed the adequacy of the Group's system of internal controls and regulatory compliance through discussion with management, Internal Auditors and external auditors.

The AC considered and reviewed with the management and the Internal Auditors on the following:

- Internal audit plans to ensure that the plans covered sufficiently a review of the internal controls of the Group; and
- Significant internal audit observations and the management's response thereto.

The AC has reviewed the adequacy and effectiveness of the internal audit function.

Interested person transactions

The AC reviewed the Group's interested person transactions to ensure that the transactions were carried out on normal commercial terms and were not prejudicial to the interests of the Company or its minority shareholders. On an interim basis, management reports to the AC the interested person transactions, if any.

There were no interested person transactions during the financial year under review.

The AC is satisfied that the internal controls over the identification, evaluation, review, approval and reporting of interested person transactions are effective.

Whistle blowing

The Company has adopted a Whistle-Blowing Policy to provide a channel for employees of the Group to report in good faith and in confidence their concerns about possible improprieties in matters of financial reporting or other matters. The AC exercises the overseeing function over the administration of the Whistle-Blowing Policy. The Whistle-Blowing Policy provides for procedures to validate concerns and for investigations to be carried out independently. The Whistle-Blowing Policy has been circulated to all employees and has been published on the Company's website for the purposes of the external parties such as customers, suppliers, and other stakeholders. For FY2020, there were no reported incidents pertaining to whistle blowing.

Corporate Governance Report

SHAREHOLDERS' RIGHTS AND ENGAGEMENT AND MANAGING STAKEHOLDER RELATIONSHIPS

Principle 11: Shareholders' Rights and Conduct of General Meetings

The company treats all shareholders fairly and equitably in order to enable them to exercise shareholders' rights and have the opportunity to communicate their views on matters affecting the company.

The company gives shareholders a balanced and understandable assessment of its performance, position and prospects.

Provision 11.1, 11.2, and 11.3 – Conduct of general meetings

The Group recognises the importance of maintaining transparency and accountability to its shareholders. The Board ensures that all the Company's shareholders are treated equitably and the rights of all investors, including minority shareholders are protected.

The Group is committed to providing shareholders with adequate, timely and sufficient information pertaining to changes in the Group's business which could have a material impact on the Company's share price.

The Group strongly encourages shareholder participation during the AGM which will be held in Singapore. Shareholders are able to proactively engage the Board and management on the Group's business activities, financial performance and other business-related matters. All shareholders are entitled to vote in accordance with the established voting rules and procedures. The Company conducts poll voting for all resolutions tabled at the general meetings. The rules, including the voting procedures, will be clearly explained by the scrutineer at such general meetings. The Company will employ electronic polling if necessary.

Separate resolutions on each distinct issue are tabled at general meetings and explanatory notes are set out in the notices of general meetings where appropriate. All Directors including Chairman of the Board and the respective Chairman of the AC, NC and RC, management, and the external auditors will be in attendance at general meetings to address any queries of the shareholders. For FY2019, all the Directors were present at the AGM held on 24 October 2019 and had addressed shareholders' questions.

The Constitution of the Company allows any member of the Company, if he is unable to attend a general meeting, to appoint not more than two proxies to attend and vote in his behalf at the meeting through a proxy form sent in advance. Pursuant to the amendments to the Companies Act effective from 1 January 2016, corporate shareholders of the Company which provide nominee or custodial services are entitled to appoint more than two proxies to attend and vote on their behalf at general meetings provided that each proxy is appointed to exercise the rights attached to a different share or shares held by such corporate shareholders.

Provision 11.4 – Voting in absentia

The Constitution of the Company allows any member of the Company, if he is unable to attend a general meeting, to appoint not more than two proxies to attend and vote in his behalf at the meeting through a proxy form sent in advance. Pursuant to the amendments to the Companies Act effective from 1 January 2016, corporate shareholders of the Company which provide nominee or custodial services are entitled to appoint more than two proxies to attend and vote on their behalf at general meetings provided that each proxy is appointed to exercise the rights attached to a different share or shares held by such corporate shareholders.

The Group supports and encourages active shareholders' participation at general meetings. The Board believes that general meetings serve as an opportune forum for shareholders to meet the Board and key management personnel, and to interact with them. Information on general meetings is disseminated through notices in the annual reports or circulars sent to all shareholders. The notices are also released via SGXNET and published in local newspapers, as well as posted on the Company's website.

The Company's Constitution allows all shareholders to appoint proxies to attend general meetings and vote on their behalf. As the authentication of shareholder identity information and other related security issues still remain a concern, the Group has decided, for the time being, not to implement voting in absentia by mail, email or fax.

Provision 11.5 – Minutes of general meetings

The Company Secretary will record the minutes of general meetings that include relevant and substantial comments from shareholders relating to the agenda of the meetings and responses from management. Such minutes will be available to shareholders upon their request. The Company does not publish minutes of general meetings of Shareholders on its corporate website as anticipated by Provision 11.5 as there are potential adverse implications for the Company if the minutes of general meetings are published to the public at large, including risk of disclosure of sensitive information to the Group's competitors. The Company is of the view that its position is consistent with intent of Principle 11 as Shareholders have a right to attend general meetings either in person or by proxy, including those who did not attend the relevant general meeting, have a statutory right to be furnished copies of minutes of general meetings in accordance with the Companies Act. The Company is therefore of the view that, consistent with the intent of Principle 11, as between themselves, Shareholders are treated fairly and equitably by the Company.

Corporate Governance Report

The Company will put all resolutions to vote by poll and make an announcement of the detailed results showing the number of votes cast for and against each resolution and the respective percentages for general meetings.

Provision 11.6 – Dividend policy

In the Company's Offer Document dated 28 November 2014 (the "Offer Document"), the Company stated that it does not have a fixed dividend policy. However, it is also disclosed in the Offer Document that the Board intends to recommend and distribute dividends of at least 20% of the Group's net profit after tax for each financial year commencing from the financial year ended 30 June 2016. The form, frequency and amount of future dividends that the Board may recommend or declare in respect of any particular year or period, will be subject to the factors outlined below as well as other factors deemed relevant by the Board:

- The Group's financial position, results of operations and cash flow;
- The ability of the Group's subsidiaries to make dividend payment to the Company;
- The Group's expected working capital requirement to support the Group's future growth;
- The Group's ability to successfully implement the Group's future plan and business strategy;
- The passage of new laws, adoption of new regulations or changes to, or in the interpretation or implementation of, existing laws and regulations governing the Group's operations;
- General economic conditions and other factors specific to the Group's industry or specific projects; and
- Any other factors deemed relevant by the Board at the material time.

The Board has proposed a first and final dividend one tier tax-exempt of S\$0.00238 per share, amounting in aggregate to approximately 10% of net profit after tax attributable to owners of the Company for FY2020, which is subject to shareholders' approval at the forthcoming AGM. The Group continues to conserve cash for embarkation of expansion plans.

Principle 12: Engagement with Shareholders

The company communicates regularly with its shareholders and facilitates the participation of shareholders during general meetings and other dialogues to allow shareholders to communicate their views on various matters affecting the company.

Provision 12.1, 12.2 and 12.3 – Stakeholder engagement

Disclosure of information on a timely basis

The Group is committed to maintaining high standards of corporate disclosure and transparency. The Group values dialogue sessions with its shareholders. The Group believes in regular, effective and fair communication with shareholders and is committed to hearing shareholders' views and addressing their concerns.

Material information is disclosed in a comprehensive, accurate and timely manner via SGXNET, press releases and on the corporate website. To ensure a level playing field and to provide confidence to shareholders, unpublished price sensitive information is not selectively disclosed. In the event that unpublished material information is inadvertently disclosed to any selected group in the course of the Group's interactions with the investing community, a media release or announcement will be released to the public via SGXNET as soon as practicable.

The Group's corporate website is the key resource of information for shareholders. In addition to the quarterly and full year financial results materials/business updates, it contains a wealth of investor related information on the Group, including annual reports, shares and dividend information and factsheets.

Interaction with shareholders/stakeholders

The Company has appointed an external investor relations firm to facilitate the communication with all stakeholders (shareholders, analysts and media) on a regular basis, to attend to their queries or concerns as well as to keep the investors apprised of the Group's corporate developments and financial performance. To enable shareholders to contact the Company easily, the contact details of the investor relations function are set out on Corporate Information page this Annual Report. The Company has procedures in place with regard to responding to investors' queries.

Corporate Governance Report

Principle 13: Managing stakeholder relationships

The Board adopts an inclusive approach by considering and balancing the needs and interests of material stakeholders, as part of its overall responsibility to ensure that the best interests of the company are served.

Provision 13.1, 13.2 and 13.3 – Stakeholder engagement

The Group has arrangements in place to identify and engage with its material shareholder groups and to manage its relationships with such groups. It undertakes formal and informal stakeholder engagement exercise, such as announcements, press releases, publications, surveys and customer feedback with material stakeholder groups which include shareholders, suppliers, customers, regulators, employees, media and public relations, and the local communities. The Group has identified the environmental, social and governance factors that are important to these stakeholders. These factors form the materiality matrix upon which targets, metrics, programmes and progress are reviewed by and approved by the Board, before they are published annually in our sustainability report. Further information in relation to details of the stakeholders engaged by the Group, areas of focus, approaches to stakeholder, including frequency of engagement by type and by stakeholder group and key feedback or issues that have been raised through stakeholder engagement can be found under Sustainability Report on pages 17 to 27 of the annual report.

Dealing in Securities

The Group has adopted an internal compliance code to provide guidance to its Directors and all employees of the Group with regard to dealings in the Company's securities. The code prohibits dealing in the Company's securities by the Directors and employees of the Group while in possession of unpublished price sensitive information. Directors and employees are not allowed to deal in the Company's securities on short-term considerations and during the period commencing one month before the announcement of the Company's half year and full year financial results. The Directors and employees are also required to adhere to the provisions of the Securities and Futures Act, Companies Act, the Catalist Rules and any other relevant regulations with regard to their securities transactions. They are also expected to observe insider trading laws at all times even when dealing in securities within the permitted trading period.

The Group confirmed that it has adhered to its internal compliance code for FY2020 pursuant to Rule 1204(19) of the Catalist Rules.

Material Contracts

There are no material contracts of the Company or its subsidiaries involving the interest of the CEO, any Director or controlling shareholder either still subsisting as at 30 June 2020 or if not then subsisting, entered into since the end of the previous financial year.

Non-Sponsor Fees

In compliance with Rule 1204(21) of the Catalist Rules, there were no non-sponsor fees paid to the Company's sponsor, SAC Capital Private Limited during the financial year under review.

Interested Person Transactions

The Company confirms that there were no interested person transactions during the financial year under review.

The Group does not have a general mandate from shareholders for IPTs pursuant to Rule 920 of the Catalist Rules.

Use of Proceeds

Pursuant to the Company's placement exercise completed on 21 August 2020, the Company received net proceeds of approximately S\$18,388,500 (the "Net Proceeds").

As at the date of this Annual Report, the Company has utilised approximately S\$1,471,000 from the Net Proceeds for capital expenditure purposes.

The above utilisation of proceeds is in line with the intended use of proceeds as set out in the Company's announcement dated 18 August 2020.

Directors' Statement

The directors of the Company present their statement to the members together with the audited financial statements of the Group for the financial year ended 30 June 2020 and the statement of financial position and statement of changes in equity of the Company as at 30 June 2020.

1. Opinion of the directors

In the opinion of the directors,

- (i) the financial statements of the Group and the statement of financial position and statement of changes in equity of the Company are drawn up so as to give a true and fair view of the financial position of the Group and of the Company as at 30 June 2020 and the financial performance, changes in equity and cash flows of the Group and changes in equity of the Company for the financial year ended on that date; and
- (ii) at the date of this statement, there are reasonable grounds to believe that the Company will be able to pay its debts as and when they fall due.

2. Directors

The directors of the Company in office at the date of this statement are:

Yip Wah Pung
Lee Keck Keong
Lee Jun Yih
Wong See Keong
Lee Jun Linn
Ng Lip Chi, Lawrence
Vincent Leow (Appointed on 29 February 2020)

3. Arrangements to enable directors to acquire shares or debentures

Neither at the end of nor at any time during the financial year was the Company a party to any arrangement whose objects were, or one of the object was, to enable the directors of the Company to acquire benefits by means of the acquisition of shares in, or debentures of, the Company or any other body corporate, except as disclosed in paragraphs 4 and 5 below.

4. Directors' interests in shares or debentures

According to the Register of Directors' Shareholdings kept by the Company under Section 164 of the Singapore Companies Act, Cap. 50 (the "Act"), the directors of the Company holding office at the end of the financial year had no interests in the shares or debentures of the Company and its related corporations except as stated below:

| Name of directors and respective Companies in which interest is held | Direct interest | | Deemed interest | |
|----------------------------------------------------------------------|------------------------------|--------------------|------------------------------|--------------------|
| | At the beginning of the year | At end of the year | At the beginning of the year | At end of the year |
| The Company (Ordinary shares) | | | | |
| Lee Keck Keong | – | – | 120,368,643 | 122,564,098 |
| Lee Jun Yih | 913,878 | 930,546 | 120,368,643 | 122,564,098 |
| Lee Jun Linn | 712,163 | 725,152 | 120,368,643 | 122,564,098 |
| Wong See Keong | 9,439,626 | 9,611,799 | – | – |

The directors' interests in the shares of the Company on 21 July 2020 were the same as at 30 June 2020.

Directors' Statement

5. Share options

On 28 August 2015 (the "Date of Grant"), a batch of share options were granted to management and confirmed employees under the Unigloves Employee Share Option Scheme (the "Scheme"). Options were granted at the exercise price of \$0.1816 per share. The Scheme is administered by the Remuneration Committee which comprises the following directors:

Ng Lip Chi, Lawrence (Chairman)
Yip Wah Pung
Vincent Leow

The options are vested equally over three (3) years with first year of vesting being after two (2) years from the date of grant, the options are exercisable upon vesting. In all other cases, an option will be forfeited in the event that the option not exercised within 10 years from the Date of Grant.

The exercise price of the options can be set at a discount of 20% to the average of the last-dealt price for a share for the five (5) consecutive trading days immediately preceding the date of grant of the options.

Details of the options to subscribe for ordinary shares of the Company pursuant to the Scheme are as follows:

| Date of grant | Expiry date | Exercise price (\$) | At 1.7.2019 | Granted | Exercised | At 30.6.2020 |
|---------------|-------------|---------------------|-------------|---------|-----------|--------------|
| 28.8.2015 | 27.8.2025 | 0.1816 | 1,570,000 | - | - | 1,570,000 |

No shares have been issued during the financial year by virtue of the exercise of options to take up unissued shares of the Company or its subsidiaries.

There were no unissued shares under option in the Company or its subsidiaries as at end of the financial year other than those referred to above.

Save as disclosed above, there were no other grants of such options since and during the financial year 2020.

6. Performance Share Plan

There were no awards granted under the Unigloves Performance Share Plan by the Company or its subsidiaries during the financial year.

There were no shares issued during the financial year by virtue of exercise of awards to take up unissued shares of the Company or its subsidiaries.

There were no unissued shares under the Unigloves Performance Share Plan in the Company or its subsidiaries as at the end of the financial year.

7. Audit committee

The Audit Committee of the Company comprises three non-executive directors and at the date of this report, they are:

Yip Wah Pung (Chairman)
Ng Lip Chi, Lawrence
Vincent Leow

The Audit Committee has convened three meetings during the year with key management and the internal and external auditors of the Company.

Directors' Statement

The Audit Committee carried out its functions in accordance with Section 201B (5) of the Singapore Companies Act, the SGX Listing Manual and the Code of Corporate Governance. In performing those functions, the Audit Committee reviewed:

- i. the audit plan and results of the external audit, including the evaluation of internal accounting controls and its cost effectiveness, and the independence and objectivity of the external auditors, including the review of the extent of non-audit services provided by the external auditors to the Group;
- ii. the audit plans of the internal auditors of the Group and their evaluation of the adequacy of the Group's system of internal controls;
- iii. the Group's interim and annual financial statements and the external auditors' report on the annual financial statements of the Group and of the Company before their submission to the board of directors;
- iv. the half yearly and annual announcements as well as the related press releases on the results of the Group and financial position of the Group and of the Company;
- v. the adequacy of the Group's risk management processes;
- vi. the Group's compliance with legal requirements and regulations, including the related compliance policies and programmes and reports received from regulators, if any;
- vii. interested person transactions in accordance with SGX listing rules;
- viii. Nomination of external auditors and approval of their compensation; and
- ix. Submission of report of actions and minutes of the audit committee to the board of directors with any recommendations as the audit committee deems appropriate.

The Audit Committee has full access to and has the co-operation of the management and has been given the resources required for it to discharge its function properly. It also has full discretion to invite any director and executive officer to attend its meetings. The external and internal auditors have unrestricted access to the Audit Committee.

The Audit Committee has recommended to the directors the nomination of Mazars LLP for re-appointment as external auditors of the Group at the forthcoming AGM of the Company.

8. Auditors

The auditors, Mazars LLP, have expressed their willingness to accept re-appointment.

On behalf of the directors

Lee Keck Keong
Director

Lee Jun Yih
Director

Singapore
29 September 2020

Independent Auditors' Report

To the members of UG Healthcare Corporation Limited.

Report on the Audit of Financial Statements

Opinion

We have audited the financial statements of UG Healthcare Corporation Limited (the "Company") and its subsidiaries (the "Group") which comprise the statements of financial position of the Group and of the Company as at 30 June 2020, and the statements of profit or loss and other comprehensive income, changes in equity and cash flows of the Group, and the statement of changes in equity of the Company for the financial year then ended, and notes to the financial statements, including a summary of significant accounting policies.

In our opinion, the accompanying financial statements of the Group and the statement of financial position of the Company are properly drawn up in accordance with the provisions of the Companies Act, Chapter 50 (the "Act") and Singapore Financial Reporting Standards (International) ("SFRS(I)s") so as to give a true and fair view of the financial position of the Group and of the Company as at 30 June 2020 and of the financial performance, changes in equity and cash flows of the Group and changes in equity of the Company for the financial year ended on that date.

Basis for Opinion

We conducted our audit in accordance with Singapore Standards on Auditing ("SSAs"). Our responsibilities under those standards are further described in the *Auditors' Responsibilities for the Audit of the Financial Statements* section of our report. We are independent of the Group in accordance with the Accounting and Corporate Regulatory Authority ("ACRA") *Code of Professional Conduct and Ethics for Public Accountants and Accounting Entities* ("ACRA code") together with the ethical requirements that are relevant to our audit of the financial statements in Singapore, and we have fulfilled our other ethical responsibilities in accordance with these requirements and the ACRA code. We believe that the audit evidence we have obtained is sufficient and appropriate to provide a basis for our opinion.

Overview

Audit Approach

We designed a risk-based audit approach in identifying and assessing the risks of material misstatement at both the financial statement and assertion levels.

Materiality

As in all our audits, we exercised our professional judgment in determining our materiality, which was also affected by our perception of the financial information needs of the users of the financial statements, being the magnitude of misstatement in the financial statements that makes it probable for a reasonably knowledgeable person to change or be influenced in his economic decision.

Scope of audit

For the audit of the current year's financial statements, we identified 6 significant components which required a full scope audit and specific audit procedures of their information, either because of their size or/and their risk characteristics.

The significant components were audited by Crowe Malaysia PLT, Kreston Reeves LLP and overseas member firms of Mazars LLP, as component auditors (the "component auditors") under our instructions. We determined the component materiality and our level of involvement in their audit necessary for us, in our professional judgement, to obtain sufficient appropriate audit evidence as a basis for our opinion on the Group financial statements as a whole which include but not limited to the following:

- Issuance of a set of comprehensive Group audit instructions to the component auditors to inform them about significant audit matters such as the component materiality thresholds, risks of material misstatements identified at the Group level, specific audit procedures, reporting deliverables and the necessity of timely communication to us of matters that could have a material impact on the Group's operations and financials;

Independent Auditors' Report

To the members of UG Healthcare Corporation Limited. (Continued)

Scope of audit (Continued)

- Review of the audit plans of significant components prepared by the component auditors and where deemed necessary, dictated additional audit procedures to be performed by them;
- Virtual review of audit working files prepared by component auditors relating to the Group's significant component;
- Holding of teleconferences with the component auditors, as and when deemed necessary during the course of audit, to discuss about matters, including the audit approach and any other significant matters;
- Holding of closing meetings with the Group finance team of the significant components, including the finance director, and the corresponding component auditors to resolve issues and matters;
- Provision of regular updates to the Group's management about the progress of the Group audit and, as and when deemed necessary, any significant accounting and audit issues we encountered during the course of the Group audit such that these issues can be resolved on a timely basis to facilitate the progress of the audit; and

Area of focus

We focused our resources and effort on areas which were assessed to have higher risks of material misstatement, including areas which involve significant judgments and estimates to be made by directors.

Key Audit Matters

Key audit matters are those matters that, in our professional judgement, were of most significance in our audit of the financial statements of the current financial year. These matters include the aforementioned salient areas of focus in our audit and do not represent all the risks identified by our audit. These matters were addressed in the context of our audit of the financial statements as a whole, and in forming our opinion thereon, and we do not provide a separate opinion on these matters.

| Matter | Audit response |
|---------------------------------------------------------------------------------------------------------------------------------------------------------------------------------------------------------------------------------------------------------------------------------------------------------------------------------------------------------------------------------------------------------------------------------------------------------------------------------------------------------------------------------------------------------------------------------------------------------------------------------------------------------------------------------------------------------------------------------------------|-----------------------------------------------------------------------------------------------------------------------------------------------------------------------------------------------------------------------------------------------------------------------------------------------------------------------------------------------------------------------------------------------------------------------------------------------------------------------------------------------------------------------------------------------------------------------------------------------------------------------------------------------------------------------------------------------------------------------------------------------------------------------------------------------------------------------------------------------------------|
| Valuation of inventories <i>Refer to Note 3.2 for key sources of estimation uncertainty, and Note 15 (Inventories) for disclosures note.</i> | |
| As at 30 June 2020, the Group recorded inventories of \$33.7 million. | Our procedures included the following: |
| Inventories are valued at the lower of cost and net realisable value. | |
| Management reviews the Group's inventories levels in order to identify slow-moving and obsolete merchandise and identifies items of inventories which have a market price, being the merchandise's selling price quoted from the market of similar items that is lower than its carrying amount. Changes in demand levels, technological developments and pricing competition could affect the saleability and values of the inventories which could then consequentially impact the Group's results, cash flows and financial position. Management estimates the amount of inventories loss as an allowance on inventories to ensure that the inventories amounts recorded are not above their corresponding net realisable value ("NRV"). | <ul style="list-style-type: none">• Performed observation of inventory count at year end for its major operating subsidiaries.• Assessed costing of closing inventories determined by management using standard costing method to ascertain that the standard costs approximate actual costs.• Assessed net realisable value of closing inventories that was determined by management to ascertain that inventories were carried at lower of cost and net realisable value.• Evaluated the basis of the allowance with management and checked to historical storage time to assess reasonableness of the storage time's guidance used in the estimation of obsolescence allowance.• Reviewed the inventory turnover days and performed a specific review on those slow moving and obsolete inventories. |
| We have identified valuation for inventories as one of the key audit matters because the Group had a material carrying amount of inventories as at the end of the reporting period and the Group determined cost based on standard costing where standard costs were estimated using unit costs at targeted output levels, including direct materials costs, direct labour costs, and indirect costs. The estimation of standard costs requires the separate estimation of standard costs for direct materials, direct labour, and overhead where judgements are involved on absorption and allocation of cost for each type of inventories. | |

Independent Auditors' Report

To the members of UG Healthcare Corporation Limited. (Continued)

Key Audit Matters (Continued)

| Matter | Audit response |
|-------------------------------------------------------------------------------------------------------------------------------------------------------------------------------------------------------------------------------------------------------------------------------------------------------------------------------------------------------------------------------------------------------------------------------------------------------------------------------------------------------------------------------------------------------------------|-------------------------------------------------------------------------------------------------------------------------------------------------------------------------------------------------------------------------------------------------------------------------------------------------------------------------------------------------------------------------------------------------------------------------------------------------------------------------------------------------------------------------------------------------------------------------------------------------------------------------------------------------------------------------------------------------------------------------------------------------------------|
| Allowance for trade receivables <i>Refer to Note 3.2 for key sources of estimation uncertainty and Note 17 (Trade receivables) for disclosures note.</i> | |
| As at 30 June 2020, the Group recorded trade receivables of \$27.5 million under current assets. | Our procedures included the following: |
| With reference to SFRS(I) 9, the Group used an allowance matrix to estimate expected credit losses for trade receivables. The expected credit losses rates were based on the Group's historical loss experience of the customers, for the last 3 years prior to the reporting date for various customer groups that were assessed through an age analysis and by geographical locations, adjusted for forward looking factors specific to the debtors and the economic environment which could affect the ability of the debtors to settle the trade receivables. | <ul style="list-style-type: none">• Reviewed outstanding debts as at year-end, differentiated in two streams, namely major customers and long outstanding debts exceeding credit terms granted with reference to ageing profile.• Assessed expected credit losses based on the ratio of historical actual credit losses against trade receivables for the past 3 financial years and management's assumptions on forward looking factors affecting the recoverability of the trade receivables.• Reviewed ageing profile of the receivables and verified to subsequent collections from the receivables to the bank statements.• Reviewed the background, profile and historical payments trends of the customers. |
| As the determination of the expected credit losses requires significant judgement of management and in consideration of the significance of trade receivables in the Group, we consider management's assessment and application of SFRS(I) 9 to the impairment of trade receivables as a key audit matter. | |

Other information

Management is responsible for the other information. The other information comprises the information included in the annual report, other than the financial statements, the independent auditors' report thereon, which we obtained prior to the date of this report.

Our opinion on the financial statements does not cover the other information and we do not and will not express any form of assurance conclusion thereon.

In connection with our audit of the financial statements, our responsibility is to read the other information identified above and, in doing so, consider whether the other information is materially inconsistent with the financial statements or our knowledge obtained in the audit, or otherwise appears to be materially misstated.

If, based on the work we have performed on the other information that we obtained prior to the date of this report, we conclude that there is a material misstatement of this other information, we are required to report that fact. We have nothing to report in this regard.

Responsibilities of Management and Directors for the Financial Statements

Management is responsible for the preparation of financial statements that give a true and fair view in accordance with the provisions of the Act and SFRS(I)s, and for devising and maintaining a system of internal accounting controls sufficient to provide reasonable assurance that assets are safeguarded against loss from unauthorised use or disposition; and transactions are properly authorised and that they are recorded as necessary to permit the preparation of true and fair financial statements and to maintain accountability of assets.

In preparing the financial statements, management is responsible for assessing the Group's ability to continue as a going concern, disclosing, as applicable, matters related to going concern and using the going concern basis of accounting unless management either intends to liquidate the Group or to cease operations, or has no realistic alternative but to do so.

The directors' responsibilities include overseeing the Group's financial reporting process.

Independent Auditors' Report

To the members of UG Healthcare Corporation Limited. (Continued)

Auditors' Responsibilities for the Audit of the Financial Statements

Our objectives are to obtain reasonable assurance about whether the financial statements as a whole are free from material misstatement, whether due to fraud or error, and to issue an auditors' report that includes our opinion. Reasonable assurance is a high level of assurance, but is not a guarantee that an audit conducted in accordance with SSAs will always detect a material misstatement when it exists. Misstatements can arise from fraud or error and are considered material if, individually or in the aggregate, they could reasonably be expected to influence the economic decisions of users taken on the basis of these financial statements.

As part of an audit in accordance with SSAs, we exercise professional judgement and maintain professional scepticism throughout the audit. We also:

- Identify and assess the risks of material misstatement of the financial statements, whether due to fraud or error, design and perform audit procedures responsive to those risks, and obtain audit evidence that is sufficient and appropriate to provide a basis for our opinion. The risk of not detecting a material misstatement resulting from fraud is higher than for one resulting from error, as fraud may involve collusion, forgery, intentional omissions, misrepresentations, or the override of internal control.
- Obtain an understanding of internal control relevant to the audit in order to design audit procedures that are appropriate in the circumstances, but not for the purpose of expressing an opinion on the effectiveness of the Group's internal control.
- Evaluate the appropriateness of accounting policies used and the reasonableness of accounting estimates and related disclosures made by management.
- Conclude on the appropriateness of management's use of the going concern basis of accounting and, based on the audit evidence obtained, whether a material uncertainty exists related to events or conditions that may cast significant doubt on the Group's ability to continue as a going concern. If we conclude that a material uncertainty exists, we are required to draw attention in our auditors' report to the related disclosures in the financial statements or, if such disclosures are inadequate, to modify our opinion. Our conclusions are based on the audit evidence obtained up to the date of our auditors' report. However, future events or conditions may cause the Group to cease to continue as a going concern.
- Evaluate the overall presentation, structure and content of the financial statements, including the disclosures, and whether the financial statements represent the underlying transactions and events in a manner that achieves fair presentation.
- Obtain sufficient appropriate audit evidence regarding the financial information of the entities or business activities within the Group to express an opinion on the consolidated financial statements. We are responsible for the direction, supervision and performance of the group audit. We remain solely responsible for our audit opinion.

We communicate with the directors regarding, among other matters, the planned scope and timing of the audit and significant audit findings, including any significant deficiencies in internal control that we identify during our audit.

We also provide the directors with a statement that we have complied with relevant ethical requirements regarding independence, and to communicate with them all relationships and other matters that may reasonably be thought to bear on our independence, and where applicable, related safeguards.

From the matters communicated with the directors, we determine those matters that were of most significance in the audit of the financial statements of the current period and are therefore the key audit matters. We describe these matters in our auditors' report unless law or regulation precludes public disclosure about the matter or when, in extremely rare circumstances, we determine that a matter should not be communicated in our report because the adverse consequences of doing so would reasonably be expected to outweigh the public interest benefits of such communication.

Independent Auditors' Report

To the members of UG Healthcare Corporation Limited. (Continued)

Report on Other Legal and Regulatory Requirements

In our opinion, the accounting and other records required by the Act to be kept by the Company and by those subsidiary corporations incorporated in Singapore of which we are the auditors have been properly kept in accordance with the provisions of the Act.

The engagement partner on the audit resulting in this independent auditors' report is Ooi Chee Keong.

MAZARS LLP

Public Accountants and
Chartered Accountants

Singapore
29 September 2020

Consolidated Statement of Profit or Loss and Other Comprehensive Income

For The Financial Year Ended 30 June 2020

| | Note | Group | |
|----------------------------------------------------------------------------------|------|----------------|----------------|
| | | 2020 \$'000 | 2019 \$'000 |
| Revenue | 4 | 144,209 | 91,712 |
| Cost of sales | | (101,690) | (72,996) |
| Gross profit | | 42,519 | 18,716 |
| Other income | 5 | 358 | 189 |
| Other items of expense | | | |
| Marketing and distribution expenses | | (4,003) | (2,815) |
| Administrative expenses | | (13,715) | (12,270) |
| Other expenses | | (6,273) | (150) |
| Finance costs | 6 | (1,985) | (1,618) |
| Share of profits from equity-accounted for associates | | 1,156 | 711 |
| Profit before income tax | 7 | 18,057 | 2,763 |
| Income tax expense | 8 | (2,971) | (546) |
| PROFIT FOR THE YEAR | | 15,086 | 2,217 |
| Other comprehensive income/(loss): | | | |
| Items that may be reclassified subsequently to profit or loss, net of tax | | | |
| Exchange differences on translating foreign operations | | (4,084) | (2,227) |
| Other comprehensive loss for the year, net of tax | | (4,084) | (2,227) |
| TOTAL COMPREHENSIVE INCOME/(LOSS) FOR THE YEAR | | 11,002 | (10) |
| Profit/(Loss) attributable to: | | | |
| Owners of the Company | | 13,402 | 2,507 |
| Non-controlling interests | | 1,684 | (290) |
| | | 15,086 | 2,217 |
| Total comprehensive income/(loss) attributable to: | | | |
| Owners of the Company | | 9,987 | 414 |
| Non-controlling interests | | 1,015 | (424) |
| | | 11,002 | (10) |
| Earnings per share attributable to owners of the Company (cents) | | | |
| Basic | 9 | 6.83 | 1.30 |
| Diluted | 9 | 6.79 | 1.30 |

The accompanying notes form an integral part of and should be read in conjunction with these financial statements.

Statements of Financial Position

As At 30 June 2020

| | Note | Group | | Company | |
|-----------------------------------------------------|------|----------------|----------------|----------------|----------------|
| | | 2020 \$'000 | 2019 \$'000 | 2020 \$'000 | 2019 \$'000 |
| ASSETS | | | | | |
| Non-current assets | | | | | |
| Subsidiaries | 10 | – | – | 32,621 | 32,621 |
| Associates | 11 | 4,932 | 4,597 | – | – |
| Property, plant and equipment | 12 | 31,516 | 32,043 | – | – |
| Intangible assets | 13 | 262 | 297 | – | – |
| Deferred tax assets | 14 | 318 | 402 | – | – |
| Total non-current assets | | 37,028 | 37,339 | 32,621 | 32,621 |
| Current assets | | | | | |
| Inventories | 15 | 33,723 | 31,031 | – | – |
| Amounts due from subsidiaries | 16 | – | – | 19,236 | 20,725 |
| Trade and other receivables | 17 | 32,858 | 24,052 | 34 | 19 |
| Income tax assets | | – | 1,591 | – | – |
| Derivative financial instruments | 23 | 114 | 205 | – | – |
| Cash and bank balances | 18 | 9,292 | 4,871 | 28 | 155 |
| Total current assets | | 75,987 | 61,750 | 19,298 | 20,899 |
| Total assets | | 113,015 | 99,089 | 51,919 | 53,520 |
| EQUITY AND LIABILITIES | | | | | |
| Equity | | | | | |
| Share capital | 19 | 37,870 | 37,473 | 37,870 | 37,473 |
| Reserves | 21 | (40,792) | (37,387) | 180 | 170 |
| Retained earnings | | 55,143 | 42,242 | 12,039 | 12,747 |
| Equity attributable to owners of the Company | | 52,221 | 42,328 | 50,089 | 50,390 |
| Non-controlling interests | | 2,051 | 1,036 | – | – |
| Total equity | | 54,272 | 43,364 | 50,089 | 50,390 |
| Non-current liabilities | | | | | |
| Deferred tax liabilities | 14 | 3,142 | 3,201 | – | – |
| Bank borrowings | 24 | 4,595 | 6,100 | – | – |
| Lease liabilities | 26 | 191 | – | – | – |
| Total non-current liabilities | | 7,928 | 9,301 | – | – |
| Current liabilities | | | | | |
| Bank borrowings | 24 | 30,520 | 32,239 | – | – |
| Trade and other payables | 25 | 18,469 | 14,184 | 120 | 148 |
| Lease liabilities | 26 | 345 | – | – | – |
| Amounts due to subsidiaries | 16 | – | – | 1,710 | 2,982 |
| Income tax liabilities | | 1,481 | 1 | – | – |
| Total current liabilities | | 50,815 | 46,424 | 1,830 | 3,130 |
| Total liabilities | | 58,743 | 55,725 | 1,830 | 3,130 |
| Total equity and liabilities | | 113,015 | 99,089 | 51,919 | 53,520 |

The accompanying notes form an integral part of and should be read in conjunction with these financial statements.

Statements of Changes In Equity

For The Financial Year Ended 30 June 2020

| | Attributable to equity holders of the Company | | | | | | Total equity \$'000 | |
|-----------------------------------------------------------|-----------------------------------------------|--------------------------------------------------------|----------------------------------------|----------------------------------------------------------|--------------------------------|-----------------|------------------------|--------------------------------------------|
| | Share capital \$'000 | Currency translation reserve (Note 21) \$'000 | Merger reserves (Note 21) \$'000 | Share-based payment reserve (Note 21) \$'000 | Retained earnings \$'000 | Total \$'000 | | Non- controlling interests \$'000 |
| GROUP | | | | | | | | |
| At 1 July 2018 | 37,126 | (9,524) | (25,940) | 110 | 40,185 | 41,957 | (83) | 41,874 |
| Profit for the year | - | - | - | - | 2,507 | 2,507 | (290) | 2,217 |
| <u>Other comprehensive income:</u> | | | | | | | | |
| Exchange differences on translating foreign operations | - | (2,093) | - | - | - | (2,093) | (134) | (2,227) |
| Total comprehensive income for the year | - | (2,093) | - | - | 2,507 | 414 | (424) | (10) |
| Share-based payment expenses (Note 22) | - | - | - | 60 | - | 60 | - | 60 |
| Issuance of shares, pursuant to scrip dividend | 347 | - | - | - | - | 347 | - | 347 |
| Increase in capital contribution (Note 12) | - | - | - | - | - | - | 1,543 | 1,543 |
| Dividends (Note 20) | - | - | - | - | (450) | (450) | - | (450) |
| At 30 June 2019 | 37,473 | (11,617) | (25,940) | 170 | 42,242 | 42,328 | 1,036 | 43,364 |
| Profit for the year | - | - | - | - | 13,402 | 13,402 | 1,684 | 15,086 |
| <u>Other comprehensive income:</u> | | | | | | | | |
| Exchange differences on translating foreign operations | - | (3,415) | - | - | - | (3,415) | (669) | (4,084) |
| Total comprehensive income for the year | - | (3,415) | - | - | 13,402 | 9,987 | 1,015 | 11,002 |
| Share-based payment expenses (Note 22) | - | - | - | 10 | - | 10 | - | 10 |
| Issuance of shares, pursuant to scrip dividend | 397 | - | - | - | - | 397 | - | 397 |
| Dividends (Note 20) | - | - | - | - | (501) | (501) | - | (501) |
| At 30 June 2020 | 37,870 | (15,032) | (25,940) | 180 | 55,143 | 52,221 | 2,051 | 54,272 |

The accompanying notes form an integral part of and should be read in conjunction with these financial statements.

Statements of Changes In Equity

For The Financial Year Ended 30 June 2020 (Continued)

| COMPANY | Share capital \$'000 | Share-based payment reserve \$'000 | Retained earnings \$'000 | Total \$'000 |
|-----------------------------------------------------------------------------------|-------------------------|------------------------------------------|--------------------------------|-----------------|
| At 1 July 2018 | 37,126 | 110 | 13,859 | 51,095 |
| Loss for the year, representing total comprehensive income for the financial year | – | – | (662) | (662) |
| Share-based payment expenses (Note 22) | – | 60 | – | 60 |
| Issuance of shares, pursuant to scrip dividend | 347 | – | – | 347 |
| Dividends (Note 20) | – | – | (450) | (450) |
| At 30 June 2019 | 37,473 | 170 | 12,747 | 50,390 |
| Loss for the year, representing total comprehensive loss for the financial year | – | – | (207) | (207) |
| Share-based payment expenses (Note 22) | – | 10 | – | 10 |
| Issuance of shares, pursuant to scrip dividend | 397 | – | – | 397 |
| Dividends (Note 20) | – | – | (501) | (501) |
| At 30 June 2020 | 37,870 | 180 | 12,039 | 50,089 |

The accompanying notes form an integral part of and should be read in conjunction with these financial statements.

Consolidated Statement of Cash Flows

For The Financial Year Ended 30 June 2020

| | Note | Group | |
|-----------------------------------------------------------------|-------|----------------|----------------|
| | | 2020 \$'000 | 2019 \$'000 |
| Operating activities | | | |
| Profit before income tax | | 18,057 | 2,763 |
| Adjustments for: | | | |
| Bad debt written off | | – | 21 |
| Loss allowance on trade receivables | 17 | 588 | – |
| Loss on disposal of property, plant and equipment | | – | 21 |
| Share of profits from equity-accounted for associates | 11 | (1,156) | (711) |
| Depreciation of property, plant and equipment | 12 | 2,442 | 1,608 |
| Property, plant and equipment written off | 12 | 284 | 299 |
| Amortisation of intangible asset | 13 | 20 | 15 |
| Fair value loss/(gain) of derivative financial instruments | 7 | 92 | (739) |
| Interest expense | | 1,985 | 1,618 |
| Interest income | | (156) | (83) |
| Unrealised exchange differences | | (1,548) | (1,313) |
| Operating cash flows before movements in working capital | | 20,608 | 3,499 |
| <i>Movements in working capital</i> | | | |
| Inventories | | (2,692) | (9,297) |
| Trade and other receivables | | (9,395) | 1,066 |
| Trade and other payables | | 4,305 | 579 |
| Cash generated from/(used in) operations | | 12,826 | (4,153) |
| Interest paid | | (1,962) | (1,691) |
| Income taxes refunded/(paid) | | 125 | (523) |
| Net cash generated from/(used in) operating activities | | 10,989 | (6,367) |
| Investing activities | | | |
| Acquisition of property, plant and equipment | 12 | (3,288) | (8,532) |
| Addition of intangible asset | | – | (65) |
| Interest received | | 156 | 83 |
| Increase in fixed deposits pledged to bank | | (17) | – |
| Dividend received from an associate | 11 | 302 | 1,625 |
| Net cash used in investing activities | | (2,847) | (6,889) |
| Financing activities | | | |
| Drawdown of borrowings | | 79,142 | 81,199 |
| Repayment of borrowings | | (82,366) | (69,700) |
| Repayment of lease liabilities | 26(a) | (410) | – |
| Dividend paid | 20 | (104) | (103) |
| Net cash (used in)/generated from financing activities | | (3,738) | 11,396 |
| Net increase/(decrease) in cash and cash equivalents | | 4,404 | (1,860) |
| Cash and cash equivalents at beginning of financial year | | 4,256 | 6,116 |
| Cash and cash equivalents at end of financial year | 18 | 8,660 | 4,256 |

The accompanying notes form an integral part of and should be read in conjunction with these financial statements.

Consolidated Statement of Cash Flows

For The Financial Year Ended 30 June 2020 (Continued)

Reconciliation of liability arising from financing activities:

| | Cash movement | | | Non-cash movement | | | 30 June 2020 \$'000 |
|-------------------|-----------------------|----------------------|--------------------|--------------------------------|----------------------------------------------|-----------------------|------------------------|
| | 1 July 2019 \$'000 | Repayments \$'000 | Drawdown \$'000 | Interest expenses \$'000 | Foreign exchange differences \$'000 | Acquisition \$'000 | |
| Liability | | | | | | | |
| Borrowings | 38,339 | (82,366) | 79,142 | – | – | – | 35,115 |
| Lease liabilities | 95 | (410) | – | 23 | (4) | 832 | 536 |
| | | | | Cash movement | | | |
| | | | | 1 July 2018 \$'000 | Repayments \$'000 | Drawdown \$'000 | 30 June 2019 \$'000 |
| Liability | | | | | | | |
| Borrowings | | | | 26,840 | (69,700) | 81,199 | 38,339 |

The accompanying notes form an integral part of and should be read in conjunction with these financial statements.

Notes to the Financial Statements

For the financial year ended 30 June 2020

These notes form an integral part of and should be read in conjunction with the accompanying financial statements.

1. General

UG Healthcare Corporation Limited (the "Company") (Registration Number 201424579Z) is incorporated and is domiciled in Singapore with its principal place of business and registered office at Lot 3 & 4/4150 Senawang Industrial Estate, 70450 Seremban, Negeri Sembilan Darul Khusus, Malaysia and registered office at 38 Beach Road, #29-11 South Beach Tower, 189767 Singapore and is listed on the Catalist Board of the Singapore Exchange Securities Trading Limited (the "SGX-ST").

The principal activity of the Company is that of investment holding.

The principal activities of the respective subsidiaries are disclosed in Note 10 to the financial statements.

The financial statements of the Group, and the statement of financial position and statement of changes in equity of the Company for the financial year ended 30 June 2020 were authorised for issue by the Board of Directors on the date of the directors' statement.

2. Summary of significant accounting policies

2.1 Basis of preparation

The financial statements of the Group, and the statement of financial position and statement of changes in equity of the Company have been drawn up in accordance with the provisions of the Singapore Companies Act, Chapter 50 (the "Act") and Singapore Financial Reporting Standards (International) ("SFRS(I)s") including related Interpretations of SFRS(I) ("SFRS(I) INT") and are prepared on the historical cost basis, except as disclosed in the accounting policies below.

The individual financial statements of each Group entity are measured and presented in the currency of the primary economic environment in which the entity operates (its functional currency). The financial statements of the Group and the statement of financial position of the Company are presented in Singapore dollar ("S\$") which is also the functional currency of the Company, and all values presented are rounded to the nearest thousand ("S\$'000"), unless otherwise indicated.

In the current financial year, the Group has adopted all the new and revised SFRS(I)s and SFRS(I) INT that are relevant to its operations and effective for annual periods beginning on or after 1 July 2019. Other than SFRS(I) 16 *Leases*, the adoption of these new or revised SFRS(I)s and SFRS(I) INT did not result in changes to the Group's and Company's accounting policies, and has no material effect on the current or prior year's financial statement and is not expected to have a material effect on future periods. The effects of adopting SFRS(I) 16 is disclosed in Note 35.

Notes to the Financial Statements

For the financial year ended 30 June 2020 (Continued)

2. Summary of significant accounting policies (Continued)

2.1 Basis of preparation (Continued)

SFRS(I)s and SFRS(I) INT issued but not yet effective

At the date of authorisation of these statements, the following SFRS(I)s and SFRS(I) INT that are relevant to the Group were issued but not yet effective:

| SFRS (I) | Title | Effective date (annual periods beginning on or after) |
|------------------------------------|---------------------------------------------------------------------------------------------------------------------------------------------------------------------------|-------------------------------------------------------|
| SFRS(I) 1-1, SFRS(I) 1-8 | Amendments to SFRS(I) 1-1 and SFRS(I) 1-8: <i>Definition of Material</i> | 1 January 2020 |
| SFRS(I) 3 | Amendments to SFRS(I) 3: <i>Definition of a Business</i> | 1 January 2020 |
| SFRS(I) 9, SFRS(I) 1-39, SFRS(I) 7 | Amendments to SFRS(I) 9, SFRS(I) 1-39 and SFRS(I) 7: <i>Interest Rate Benchmark Reform</i> | 1 January 2020 |
| SFRS(I) 16 | Amendments to SFRS(I) 16: <i>Covid-19-Related Rent Concessions</i> | 1 June 2020 |
| SFRS(I) 1-16 | Amendments to SFRS(I) 1-16: <i>Property, Plant and Equipment – Proceeds before Intended Use</i> | 1 January 2022 |
| SFRS(I) 1-37 | Amendments to SFRS(I) 1-37: <i>Onerous contracts – Cost of Fulfilling a Contract</i> | 1 January 2022 |
| SFRS(I) 3 | Amendments to SFRS(I) 3: <i>Reference to the Conceptual Framework</i> | 1 January 2022 |
| SFRS(I) 1-1 | Amendments to SFRS(I) 1-1: <i>Classification of Liabilities as Current or Non-current</i> | 1 January 2023 |
| SFRS(I) 10, SFRS(I) 1-28 | Amendments to SFRS(I) 10 and SFRS(I) 1-28: <i>Sale or Contribution of Assets between an Investor and its Associate or Joint Venture</i> | To be determined |
| Various | Amendments to References to the Conceptual Framework in SFRS(I) Standards Amendments to illustrative examples, implementation guidance and SFRS(I) practice statements | 1 January 2020 |
| SFRS (I) 17 | Insurance Contracts | 1 January 2021 |
| Various | Annual improvements to SFRS(I)s 2018-2020 | 1 January 2022 |

Consequential amendments were also made to various standards as a result of these new/revised standards.

The Group does not intend to early adopt any of the above new/revised standards, interpretations and amendments to the existing standards. Management anticipates that the adoption of the aforementioned revised/new standards will not have a material impact on the financial statements of the Group and Company in the period of their initial adoption.

2.2 Basis of consolidation

The financial statements of the Group comprise the financial statements of the Company and its subsidiaries. Subsidiaries are entities (including structured entities) (i) over which the Group has power and the Group is (ii) able to use such power to (iii) affect its exposure, or rights, to variable returns from them through its involvement with them.

The Group reassesses whether it controls the subsidiaries if facts and circumstance indicate that there are changes to the one or more of the three elements of control.

Notes to the Financial Statements

For the financial year ended 30 June 2020 (Continued)

2. Summary of significant accounting policies (Continued)

2.2 Basis of consolidation (Continued)

When the Group has less than a majority of the voting rights of an investee, it still has power over the investee when the voting rights are sufficient, after considering all relevant facts and circumstances, to give it the practical ability to direct the relevant activities of the investee unilaterally. The Group considers, among others, the extent of its voting rights relative to the size and dispersion of holdings of the other vote holders, currently exercisable substantive potential voting rights held by all parties, rights arising from contractual arrangements and voting patterns at previous shareholders' meetings.

Subsidiaries are consolidated from the date on which control is transferred to the Group up to the effective date on which control ceases, as appropriate.

Intra-group assets and liabilities, equity, income, expenses and cashflows relating to intragroup transactions are eliminated on consolidation.

The financial statements of the subsidiaries used in the preparation of the financial statements are prepared for the same reporting date as that of the Company. Where necessary, accounting policies of subsidiaries have been changed to ensure consistency with the policies adopted by the Group.

Non-controlling interests are identified separately from the Group's equity therein. On an acquisition-by-acquisition basis, non-controlling interests may be initially measured either at fair value or at their proportionate share of the fair value of the acquiree's identifiable net assets. Subsequent to acquisition, the carrying amount of non-controlling interests is the amount of those interests at initial recognition plus the non-controlling interests' share of subsequent changes in equity. Losses in the subsidiary are attributed to non-controlling interests even if this results in the non-controlling interests having a deficit balance.

Changes in the Group's interest in a subsidiary that do not result in a loss of control are accounted for as equity transactions. Any differences between the amount by which the non-controlling interests are adjusted to reflect the changes in the relative interests in the subsidiary and the fair value of the consideration paid or received is recognised directly in equity and attributed to the owners of the Company.

When the Group loses control over a subsidiary, the profit or loss on disposal is calculated as the difference between (i) the aggregate of the fair value of the consideration received and the fair value of any retained interest and (ii) the previous carrying amount of the assets (including goodwill), and liabilities of the subsidiary and any non-controlling interests. Amounts previously recognised in other comprehensive income in relation to the subsidiary are accounted for (i.e. reclassified to profit or loss or transferred directly to retained earnings) in the same manner as would be required if the relevant assets or liabilities were disposed of. The fair value of any investments retained in the former subsidiary at the date when control is lost is regarded as the fair value on initial recognition for subsequent accounting under SFRS(I) 9 *Financial Instruments* or, when applicable, the cost on initial recognition of an investment in an associate or jointly controlled entity.

Investments in subsidiaries are carried at cost less any impairment loss that has been recognised in profit or loss in the Company's separate financial statements.

Notes to the Financial Statements

For the financial year ended 30 June 2020 (Continued)

2. Summary of significant accounting policies (Continued)

2.3 Business combinations

The acquisition of subsidiaries is accounted for using the acquisition method. The cost of the acquisition is measured at the aggregate of the fair values, at the date of exchange, of assets given, liabilities incurred or assumed, and equity instruments issued by the Group in exchange for control of the acquiree. For each business combination, the Group determines whether to measure the non-controlling interests in the acquiree at fair value or at proportionate share in the recognised amounts of the acquiree's identifiable net assets. Acquisition-related costs are recognised in profit or loss as incurred and included in administrative expenses.

The acquiree's identifiable assets, liabilities and contingent liabilities that meet the conditions for recognition under SFRS(I) 3 are recognised at their fair values at the acquisition date, except for non-current assets (or disposal groups) that are classified as held-for-sale in accordance with SFRS(I) 5 *Non-Current Assets Held for Sale and Discontinued Operations*, which are recognised and measured at the lower of cost and fair value less costs to sell.

The Group recognises any contingent consideration to be transferred for the acquiree at the fair value on the acquisition date. Contingent consideration classified as equity is not remeasured and its subsequent settlement shall be accounted for within equity. Contingent consideration classified as an asset or liability that is a financial instrument and within the scope of SFRS(I) 9 *Financial Instruments*, is measured at fair value with the changes in fair value recognised in the statement of profit or loss in accordance with SFRS(I) 9. Other contingent consideration that is not within the scope of SFRS(I) 9 is measured at fair value at each reporting date with changes in fair value recognised in profit or loss.

Where a business combination is achieved in stages, the Group's previously held interests in the acquired entity are remeasured to fair value at the acquisition date (i.e. the date the Group attains control) and the resulting gain or loss, if any, is recognised in profit or loss. Amounts arising from interests in the acquiree prior to the acquisition date that have previously been recognised in other comprehensive income are reclassified to profit or loss, where such treatment would be appropriate if that interest were disposed of.

The acquiree's identifiable assets, liabilities and contingent liabilities that meet the conditions for recognition under SFRS(I) 3 are recognised at their fair value at the acquisition date, except that:

- deferred tax assets or liabilities and liabilities or assets related to employee benefit arrangements are recognised and measured in accordance with SFRS(I) 1-12 *Income Taxes* and SFRS(I) 1-19 *Employee Benefits* respectively;
- liabilities or equity instruments related to the replacement by the Group of an acquiree's share-based payment awards are measured in accordance with SFRS(I) 2 *Share-based Payment*; and
- assets (or disposal groups) that are classified as held for sale in accordance with SFRS(I) 5 *Non-current Assets Held for Sale and Discontinued Operations* are measured in accordance with that Standard.

If the initial accounting for a business combination is incomplete by the end of the reporting period in which the combination occurs, the Group reports provisional amounts for the items for which the accounting is incomplete. Those provisional amounts are adjusted during the measurement period (see below), or additional assets or liabilities are recognised, to reflect new information obtained about facts and circumstances that existed as of the acquisition date that, if known, would have affected the amounts recognised as of that date.

The measurement period is the period from the date of acquisition to the date the Group obtains complete information about facts and circumstances that existed as of the acquisition date, and is subject to a maximum of one year.

Notes to the Financial Statements

For the financial year ended 30 June 2020 (Continued)

2. Summary of significant accounting policies (Continued)

2.3 Business combinations (Continued)

Goodwill arising on acquisition is recognised as an asset at the acquisition date and is initially measured at cost, being the excess of the sum of the consideration transferred, the amount of any non-controlling interest in the acquiree and the fair value of the acquirer previously held equity interest (if any) in the entity over net acquisition-date fair value amounts of the identifiable assets acquired and the liabilities assumed.

If, after reassessment, the Group's interest in the net fair value of the acquiree's identifiable net assets exceeds the sum of the consideration transferred, the amount of any non-controlling interest in the acquiree and the fair value of the acquirer's previously held equity interest in the acquiree (if any), the excess is recognised immediately in profit or loss as a bargain purchase gain.

For the purpose of impairment testing, goodwill is allocated to each of the Group's cash-generating units expected to benefit from the synergies of the combination. Cash-generating units to which goodwill has been allocated are tested for impairment annually, or more frequently when there is an indication that the unit may be impaired. If the recoverable amount of the cash-generating unit is less than the carrying amount of the unit (including the goodwill), the impairment loss is allocated first to reduce the carrying amount of any goodwill allocated to the unit and then to the other assets of the unit pro-rata on the basis of the carrying amount of each asset in the unit. An impairment loss recognised for goodwill is not reversed in a subsequent period.

The attributable amount of goodwill is included in the determination of gain or loss on disposal of the subsidiary or jointly controlled entity.

2.4 Revenue recognition

The Group is principally in the business of manufacturing and trading of gloves and other medical disposables products such as latex examination gloves, nitrile examination gloves and other ancillary products. Revenue from contracts with its customers is recognised at point in time when or as the Group satisfies a performance obligation by transferring the significant risks and rewards of ownership of the goods generated in the ordinary course of the Group's activities to its customer, at a transaction price that reflects the consideration the Group expects to be entitled in exchange for the goods and that is allocated to that performance obligation. The goods are transferred when or as the customer obtains control of the goods.

2.5 Borrowing costs

Borrowing costs directly attributable to the acquisition, construction or production of qualifying assets, which are assets that necessarily take a substantial period of time to get ready for their intended use or sale, are added to the cost of those assets, until such time as the assets are substantially ready for their intended use or sale. Borrowing costs on general borrowings are capitalised by applying a capitalisation rate to construction or development expenditures that are financed by general borrowings. Investment income earned on the temporary investment of specific borrowings pending their expenditure on qualifying assets is deducted from the borrowing costs eligible for capitalisation.

All other borrowing costs are recognised in profit or loss in the period in which they are incurred.

2.6 Retirement benefit costs

Payments to defined contribution retirement benefit plans are charged as an expense as they fall due. Payments made to state-managed retirement benefit schemes, such as the Singapore Central Provident Fund, are dealt with as payments to defined contribution plans where the Group's obligations under the plans are equivalent to those arising in a defined contribution retirement benefit plan.

The Group participates in the national pension schemes as defined by the laws of PRC. Subsidiaries incorporated in the PRC are required to provide staff pension benefits to their employees under existing PRC legislation. These subsidiaries are required to contribute a certain percentage of their payroll costs to the pension scheme to fund the benefits. The pension funds are managed by government agencies, which are responsible for paying pensions to the retired employees. Contributions under the pension scheme are charged to the profit or loss as they become payable in accordance with the rules of the pension scheme.

Notes to the Financial Statements

For the financial year ended 30 June 2020 (Continued)

2. Summary of significant accounting policies (Continued)

2.7 Employee leave entitlements

Employee entitlements to annual leave are recognised when they accrue to employees. A provision is made for the estimated liability for annual leave as a result of services rendered by employees up to the end of the financial year.

2.8 Income tax

Income tax expense represents the sum of the tax currently payable and deferred tax.

The tax currently payable is based on taxable profit for the year. Taxable profit differs from profit as reported profit or loss because it excludes items of income or expense that are taxable or deductible in other years and it further excludes items that are not taxable or tax deductible. The Group's liability for current tax is calculated using tax rates (and tax laws) that have been enacted or substantively enacted in countries where the Company and subsidiaries operate by the end of the financial year.

Deferred tax is recognised on the differences between the carrying amounts of assets and liabilities in the financial statements and the corresponding tax bases used in the computation of taxable profit, and are accounted for using the liability method. Deferred tax liabilities are generally recognised for all taxable temporary differences and deferred tax assets are recognised to the extent that it is probable that taxable profits will be available against which deductible temporary differences can be utilised. Such assets and liabilities are not recognised if the temporary difference arises from goodwill or from the initial recognition (other than in a business combination) of other assets and liabilities in a transaction that affects neither the taxable profit nor the accounting profit.

Deferred tax liabilities are recognised on taxable temporary differences arising on investments in subsidiaries and associates, except where the Group is able to control the reversal of the temporary difference and it is probable that the temporary difference will not reverse in the foreseeable future.

A deferred income tax asset is recognised to the extent that it is probable that future taxable profit will be available against which the deductible temporary differences and tax losses can be utilised.

The carrying amount of deferred tax assets is reviewed at the end of each financial year and reduced to the extent that it is no longer probable that sufficient taxable profits will be available to allow all or part of the asset to be recovered.

Deferred tax is calculated at the tax rates that are expected to apply in the period when the liability is settled or the asset realised based on the tax rates (and tax laws) that have been enacted or substantively enacted by the end of the financial year and based on the tax consequence that will follow from the manner in which the Group expects, at the end of the financial year, to recover or settle the carrying amounts of its assets and liabilities except for the investment properties where investment properties measured at fair value are presented to be recovered entirely through sale.

Deferred tax assets and liabilities are offset when there is a legally enforceable right to set off current tax assets against current tax liabilities and when they relate to income taxes levied by the same taxation authority and the Group intends to settle its current tax assets and liabilities on a net basis, or to realise the assets and settle the liabilities simultaneously, in each future period in which significant amounts of deferred tax liabilities or assets are expected to be settled or recovered.

Current and deferred tax are recognised as an expense or income in profit or loss, except when they relate to items credited or debited directly to equity, in which case the tax is also recognised directly in equity, or where they arise from the initial accounting for a business combination. In the case of a business combination, the tax effect is taken into account in calculating goodwill or determining the excess of the acquirer's interest in the net fair value of the acquiree's identifiable assets, liabilities and contingent liabilities over cost.

Notes to the Financial Statements

For the financial year ended 30 June 2020 (Continued)

2. Summary of significant accounting policies (Continued)

2.8 Income tax (Continued)

Revenue, expenses and assets are recognised net of the amount of sales tax except:

- when the sales tax that is incurred on purchases is not recoverable from the tax authorities, in which case the sales tax is recognised as part of cost of acquisition of the asset or as part of the expense item as applicable; and
- receivables and payables that are stated with the amount of sales tax included.

The net amount of sales tax recoverable from, or payable to, the tax authority is included as part of receivables or payables in the statement of financial position.

2.9 Dividends

Equity dividends are recognised as a liability when they become legally payable. Interim dividends are recorded in the financial year in which they are declared payable. Final dividends are recorded in the financial year in which dividends are approved by shareholders. A corresponding amount is recognised in equity.

2.10 Foreign currency transactions and translation

Foreign currency transactions are translated into the individual entities' respective functional currencies at the exchange rates prevailing on the date of the transaction. At the end of each financial year, monetary items denominated in foreign currencies are retranslated at the rates prevailing as of the end of the financial year. Non-monetary items carried at fair value that are denominated in foreign currencies are retranslated at the rates prevailing on the date when the fair value was determined. Non-monetary items that are measured in terms of historical cost in a foreign currency are not retranslated.

Exchange differences arising on the settlement of monetary items, and on retranslation of monetary items are included in profit or loss for the year. Exchange differences arising on the retranslation of non-monetary items carried at fair value are included in profit or loss for the year except for differences arising on the retranslation of non-monetary items in respect of which gains and losses are recognised directly in equity. For such non-monetary items, any exchange component of that gain or loss is also recognised directly in equity through other comprehensive income.

Exchange differences relating to assets under construction for future productive use, are included in the cost of those assets where they are regarded as an adjustment to interest costs on foreign currency borrowings.

For the purpose of presenting consolidated financial statements, the assets and liabilities of the Group's foreign operations (including comparatives) are expressed in Singapore dollars using exchange rates prevailing at the end of the financial year. Income and expense items (including comparatives) are translated at the average exchange rates for the period, unless exchange rates fluctuated significantly during that period, in which case the exchange rates at the dates of the transactions are used. Exchange differences arising, if any, are classified as equity and transferred to the Group's translation reserve. Such translation differences are recognised in profit or loss in the period in which the foreign operation is disposed of.

On consolidation, exchange differences arising from the translation of the net investment in foreign entities (including monetary items that, in substance, form part of the net investment in foreign entities), and of borrowings and other currency instruments designated as hedges of such investments, are taken to the foreign currency translation reserve.

Goodwill and fair value adjustments arising on the acquisition of a foreign operation are treated as assets and liabilities of the foreign operation and translated at the closing rate.

Notes to the Financial Statements

For the financial year ended 30 June 2020 (Continued)

2. Summary of significant accounting policies (Continued)

2.11 Property, plant and equipment

Property, plant and equipment are stated at cost less accumulated depreciation and any accumulated impairment losses. The cost of property, plant and equipment includes its purchase price and any costs directly attributable to bringing the asset to the location and condition necessary for it to be capable of operating in the manner intended by management. Dismantlement, removal or restoration costs are included as part of the cost of property, plant and equipment if the obligation for dismantlement, removal or restoration is incurred as a consequence of acquiring or using the property, plant and equipment.

Subsequent expenditure relating to property, plant and equipment is added to the carrying amount of the asset only when it is probable that future economic benefits associated with the item will flow to the entity and the cost of the item can be measured reliably. All other repair and maintenance expenses are recognised in profit or loss when incurred.

Depreciation is charged so as to write off the cost or valuation of assets, other than freehold land and properties under construction, over their estimated useful lives, using the straight-line method, on the following bases:

| | |
|----------------------------------|-----------------------------------------|
| • Leasehold land | over the lease period of 50 to 73 years |
| • Leasehold buildings | 2% |
| • Plant, machinery and equipment | 5% to 20% |
| • Motor vehicles | 20% |
| • Furniture and fittings | 10% to 12% |

For right-of-use assets for which ownership of the underlying asset is not transferred to the Group by the end of the lease term, depreciation is charged over the lease term, using the straight-line method. The lease periods are disclosed in Note 26.

For the financial years before 1 July 2019, assets held under finance leases are depreciated over their expected useful lives on the same basis as owned assets or, if there is no certainty that the lessee will obtain ownership by the end of the lease term, the asset shall be fully depreciated over the shorter of the lease term and its useful life.

No depreciation is charged on construction-in-progress as they are not yet in use as at the end of the financial year.

The carrying values of property, plant and equipment are reviewed for impairment when events or changes in circumstances indicate that the carrying value may not be recoverable.

The estimated useful lives, residual values and depreciation methods are reviewed, and adjusted as appropriate, at the end of each financial year.

The gain or loss, being the difference between the sales proceeds and the carrying amount of the asset, arising on disposal or retirement of an item of property, plant and equipment is recognised in profit or loss. Any amount in the revaluation reserve relating to that asset is transferred to accumulated profits directly.

Fully depreciated property, plant and equipment are retained in the financial statements until they are no longer in use.

2.12 Intangible assets

Acquired intangible assets are measured initially at cost. The cost of intangible assets acquired in a business combination is their fair value at the acquisition date. Subsequent to initial recognition, the intangible assets are reported at cost less accumulated amortisation and accumulated impairment losses.

Acquired intangible assets have either finite or indefinite useful life.

Intangible assets with finite useful life are amortised over its useful life, using its straight-line method.

Notes to the Financial Statements

For the financial year ended 30 June 2020 (Continued)

2. Summary of significant accounting policies (Continued)

2.12 Intangible assets (Continued)

The amortisation charge is recognised in profit or loss and is assessed for impairment when there is an indication that the intangible asset may be impaired. The estimated amortisation period and amortisation methods are reviewed, and adjusted as appropriate, at the end of each financial year.

Intangible assets with indefinite useful life are not amortised, but tested for impairment annually, and whenever there is an indication that the intangible asset may be impaired. The infinite useful life of an intangible asset is reviewed at the end of each financial year and where events and circumstances do not continue to support the indefinite useful life assessment for that asset, a change from indefinite to finite useful life is accounted for as a change in accounting estimate and adjusted prospectively.

The intangible asset is derecognised upon disposal or when no future economic benefits are expected from its use or disposal, with any gain or loss arising from the derecognition of an intangible asset, being the difference between the net disposal proceeds and the carrying amount of the asset, recognised in profit or loss.

The amortisation charge is recognised in profit or loss and is assessed for impairment when there is an indication that the intangible asset may be impaired. The estimated amortisation period and amortisation methods are reviewed, and adjusted as appropriate, at the end of each financial year.

Customer base

The customer base was acquired and recognised based on the fair value of consideration paid. This customer base is measured at cost less any impairment loss as it has definite useful lives of 10 years.

Business licence

The business licence was acquired in a business combination and recognised based on the fair value of consideration paid. This business licence is measured at cost less any impairment loss as it has indefinite useful lives.

Computer software

The computer software was acquired and recognised based on the fair value of consideration paid. This computer software is measured at cost less any impairment loss as it has definite useful lives of 5 years.

2.13 Investments in associates

An associate is an entity over which the Group has significant influence, being the power to participate in the financial and operating policy decisions of the entity but is not control or of joint control of those policies, and generally accompanying a shareholding of 20% or more of the voting power.

Investments in associates are carried at cost less any impairment loss that has been recognised in profit or loss in the Company's separate financial statements.

The results and assets and liabilities of an associate are incorporated in these financial statements using the equity method of accounting. Under the equity method, investments in associates are carried at cost as adjusted for post-acquisition changes in the Group's share of the net assets of the associate, less any impairment loss of individual investments. Losses in an associate in excess of the Group's interest in that associate (which includes any long-term interests that, in substance, form part of the Group's net investment in the associate) are not recognised, unless the Group has incurred legal or constructive obligations or made payments on behalf of the associate. Distributions received from the associate reduce the carrying amount of the investment.

Unrealised profits and losses are eliminated to the extent of the Group's interest in the associate. Unrealised losses are also eliminated in the same way as unrealised gains, but only to the extent that there is no impairment.

The Company has accounted for its investments in associates at cost in its separate financial statements.

Notes to the Financial Statements

For the financial year ended 30 June 2020 (Continued)

2. Summary of significant accounting policies (Continued)

2.14 Impairment of non-financial assets excluding goodwill

The Group reviews the carrying amounts of its non-financial assets as at each reporting date to assess for any indication of impairment loss. If any such indication exists, the recoverable amount of the asset is estimated in order to determine the extent of the impairment loss (if any). Where it is not possible to estimate the recoverable amount of an individual asset, the Group estimates the recoverable amount of the cash-generating unit to which the asset belongs.

Irrespective of whether there is any indication of impairment, the Group also tests its intangible assets with indefinite useful lives for impairment annually by comparing their respective carrying amounts with their corresponding recoverable amounts.

The recoverable amount of an asset or cash-generating unit is the higher of its fair value less costs to sell and its value in use. In assessing value in use, the estimated future cash flows are discounted to their present value using a pre-tax discount rate that reflects current market assessments of the time value of money and the risks specific to the asset.

An impairment loss for the amount by which the asset's carrying amount exceeds the recoverable amount is recognised immediately in profit or loss, unless the relevant asset is carried at revalued amount, in which case the impairment loss is treated as revaluation decrease.

Where an impairment loss subsequently reverses, the carrying amount of the asset (cash-generating unit) is increased to the revised estimate of its recoverable amount, but so that the increased carrying amount does not exceed the carrying amount that would have been determined had no impairment loss been recognised for the asset (cash-generating unit) in prior financial years. A reversal of an impairment loss is recognised immediately in profit or loss, unless the relevant asset is carried at a revalued amount, in which case the reversal of the impairment loss is treated as a revaluation increase.

2.15 Financial instruments

The Group recognises a financial asset or a financial liability in its statement of financial position when, and only when, the Group becomes party to the contractual provisions of the instrument.

Effective interest method

The effective interest method is a method of calculating the amortised cost of a financial instrument and allocating the interest income or expense over the relevant period. The effective interest rate is the rate that exactly discounts estimated future cash receipts or payments (including all fees on points paid or received that form an integral part of the effective interest rate, transaction costs and other premiums or discounts) through the expected life of the financial instrument, or where appropriate, a shorter period, to the net carrying amount of the financial instrument. Income and expense are recognised on an effective interest basis for debt instruments other than those financial instruments at fair value through profit or loss.

Interest income is accrued on a time basis, by reference to the principal outstanding and at the effective interest rate applicable.

Financial assets

Initial recognition and measurement

All financial assets are recognised on trade date – the date on which the Group commits to purchase or sell the asset. With the exception of trade receivables that do not contain a significant financing component or for which the Group applies a practical expedient, all financial assets are initially measured at fair value, plus transaction costs, except for those financial assets classified as at fair value through profit or loss, which are initially measured at fair value. Such trade receivables that do not contain a significant financing component or for which the Group applies a practical expedient are measured at transaction price as defined in SFRS(I) 15 in Note 2.4.

Financial assets are classified as subsequently measured at amortised cost. The classification at initial recognition depends on the Group's business model for managing the financial assets and the contractual cash flow characteristics of the financial asset.

Notes to the Financial Statements

For the financial year ended 30 June 2020 (Continued)

2. Summary of significant accounting policies (Continued)

2.15 Financial instruments (Continued)

Financial assets (Continued)

Initial recognition and measurement (Continued)

The Group's business model refers to how the Group manages its financial assets in order to generate cash flows which determines whether cash flows will result from collecting contractual cash flows, selling financial assets or both.

The Group determines whether the asset's contractual cash flows are solely payments of principal and interest ("SPPI") on the principal amount outstanding to determine the classification of the financial assets.

Financial assets at amortised cost

A financial asset is subsequently measured at amortised cost if the financial asset is held within a business model whose objective is to hold financial assets in order to collect contractual cash flows and the contractual terms of the financial asset give rise on specified dates to cash flows that are solely payments of principal and interest on the principal amount outstanding.

Subsequent to initial recognition, the financial asset at amortised cost are measured using the effective interest method and is subject to impairment. Gains or losses are recognised in profit or loss when the asset is derecognised, modified or impaired.

Impairment of financial assets

The Group recognises a loss allowance for expected credit losses ("ECL") on financial assets measured at amortised cost. At each reporting date, the Group assesses whether the credit risk on a financial asset has increased significantly since initial recognition by assessing the change in the risk of a default occurring over the expected life of the financial instrument. Where the financial asset is determined to have low credit risk at the reporting date, the Group assumes that the credit risk on a financial assets has not increased significantly since initial recognition.

The Group uses reasonable and supportable forward-looking information that is available without undue cost or effort as well as past due information when determining whether credit risk has increased significantly since initial recognition.

Where the credit risk on that financial instrument has increased significantly since initial recognition, the Group measures the loss allowance for a financial instrument at an amount equal to the lifetime ECL. Where the credit risk on that financial instrument has not increased significantly since initial recognition, the Group measures the loss allowance for that financial instrument at an amount equal to 12-month ECL.

The Group uses a practical expedient to recognise the ECL for trade receivables, which is to measure the loss allowance at an amount equal to lifetime ECL using an allowance matrix derived based on historical credit loss experience adjusted for current conditions and forecasts of future economic conditions.

The amount of ECL or reversal thereof that is required to adjust the loss allowance at the reporting date to the amount that is required to be recognised is recognised in profit or loss.

The Group directly reduces the gross carrying amount of a financial asset when the entity has no reasonable expectations of recovering a financial asset in its entirety or a portion thereof.

For details on the Group's accounting policy for its impairment of financial assets, refer to Note 31.

Notes to the Financial Statements

For the financial year ended 30 June 2020 (Continued)

2. Summary of significant accounting policies (Continued)

2.15 Financial instruments (Continued)

Financial assets (Continued)

Derecognition of financial assets

The Group derecognises a financial asset only when the contractual rights to the cash flows from the financial asset expire, or it transfers the financial asset and substantially all the risks and rewards of ownership of the asset to another entity. If the Group neither transfers nor retains substantially all the risks and rewards of ownership of the financial asset and continues to control the transferred asset, the Group recognises its retained interest in the asset and an associated liability for amounts it may have to pay. If the Group retains substantially all the risks and rewards of ownership of a transferred financial asset, the Group continues to recognise the financial asset and also recognises a collateralised borrowing for the proceeds receivables.

Financial liabilities and equity instruments

Classification as debt or equity

Financial liabilities and equity instruments issued by Group are classified according to the substance of the contractual arrangements entered into and the definitions of a financial liability and an equity instrument.

Equity instruments

An equity instrument is any contract that evidences a residual interest in the assets of the Group after deducting all of its liabilities. Equity instruments are recorded at the proceeds received, net of direct issue costs.

Ordinary share capital

Ordinary share capital is classified as equity. Incremental costs directly attributable to the issue of ordinary shares and share options are recognised as a deduction from equity.

Financial liabilities

Initial recognition and measurement

All financial liabilities are recognised on trade date – the date on which the Group commits to purchase or sell the asset. All financial liabilities are initially measured at fair value, minus transaction costs, except for those financial liabilities classified as at fair value through profit or loss, which are initially measured at fair value.

Financial liabilities are classified as either financial liabilities at fair value through profit or loss or other financial liabilities.

Financial liabilities are classified as at fair value through profit or loss if the financial liability is either held for trading or it is designated as such upon initial recognition. Financial liabilities classified as at fair value through profit or loss comprise derivatives that are not designated or do not qualify for hedge accounting.

Other financial liabilities

Trade and other payables and amounts due to subsidiaries

Trade and other payables and amounts due to subsidiaries are initially measured at fair value, net of transaction costs, and are subsequently measured at amortised cost, where applicable, using the effective interest method, with interest expense recognised on an effective yield basis. A gain or loss is recognised in profit or loss when the liability is derecognised and through the amortisation process.

Notes to the Financial Statements

For the financial year ended 30 June 2020 (Continued)

2. Summary of significant accounting policies (Continued)

2.15 Financial instruments (Continued)

Financial liabilities and equity instruments (Continued)

Financial liabilities (Continued)

Borrowings

Interest-bearing bank loans are initially measured at fair value, and are subsequently measured at amortised cost, using the effective interest method. Any difference between the proceeds (net of transaction costs) and the settlement or redemption of borrowings is recognised over the term of the borrowings in accordance with the Groups accounting policy for borrowing costs (see Note 2.5 above). A gain or loss is recognised in profit or loss when the liability is derecognised and through the amortisation process.

Financial guarantee contracts

The Company has issued corporate guarantees to banks for banking facilities granted by them to certain subsidiaries and these guarantees qualify as financial guarantees because the Company is required to reimburse the banks if these subsidiaries breach any repayment terms.

Financial guarantee contract liabilities are measured initially at their fair values plus transaction costs and subsequently at the higher of the amount of the loss allowance and the amount initially recognised less cumulative amortisation in accordance with SFRS(I) 15 *Revenue from Contracts with Customers* or FRS 18 *Revenue* previously.

Derecognition of financial liabilities

The Group derecognises financial liabilities when, and only when, the Group's obligations are discharged, cancelled or they expire.

Derivative financial instruments

The Group enters into derivative financial instruments to manage its exposure to foreign exchange rate risk comprising foreign exchange forward contracts.

Derivatives are initially recognised at their fair values at the date the derivative contract is entered into and are subsequently re-measured to their fair values at the end of each financial year. The method of recognising the resulting gain or loss depends on whether the derivative is designated and effective as a hedging instrument, and if so, the nature of the item being hedged.

Fair value changes on derivatives that are not designated or do not qualify for hedge accounting are recognised in profit or loss when the changes arise.

2.16 Inventories

Inventories are stated at the lower of cost and net realisable value. Costs comprise direct materials and, where applicable, direct labour costs and those overheads that have been incurred in bringing the inventories to their present location and condition. Cost is measured based on standard cost which approximates actual cost and allocated by using the weighted average method. Net realisable value represents the estimated selling price less all estimated costs of completion and costs to be incurred in marketing, selling and distribution.

Notes to the Financial Statements

For the financial year ended 30 June 2020 (Continued)

2. Summary of significant accounting policies (Continued)

2.17 Cash and cash equivalent

Cash and cash equivalents comprise cash on hand and demand deposits which are readily convertible to known amounts of cash and are subject to insignificant risk of changes in value.

2.18 Leases

The Group applied SFRS(I) 16 using the modified retrospective approach and therefore the comparative information has not been restated. Accordingly, the comparative information was prepared and disclosures made in accordance with the requirements of SFRS(I) 1-17 *Leases* and SFRS(I) INT 4 *Determining whether an Arrangement contains a lease*.

The Group as a lessee from 1 July 2019

These accounting policies are applied on and after the initial application date of SFRS(I) 16 (i.e. 1 July 2019).

At inception of a contract, the Group assessed whether the contract is, or contains, a lease. A contract is, or contains, a lease if the contract conveys the right to control the use of an identified asset for a period of time in exchange for consideration.

Where a contract contains more than one lease component, the Group allocates the consideration in the contract to each lease component on the basis of the relative standalone price of the lease component. Where the contract contains non-lease components, the Group applied the practical expedient to not to separate non-lease components from lease components, and instead account for each lease component and any associated non-lease components as a single lease component.

The Group recognises a right-of-use asset and lease liability at the lease commencement date for all lease arrangement for which the Group is the lessee, except for leases which have lease term of 12 months or less and leases of low value assets for which the Group applied the recognition exemption allowed under SFRS(I) 16. For these leases, the Group recognises the lease payment as an operating expense on a straight-line basis over the term of the lease.

The right-of-use asset is initially measured at cost, which comprises the initial amount of the lease liability adjusted for any lease payments made at or before the commencement date, less any lease incentives received, plus any initial direct costs incurred and an estimate of costs to dismantle and remove the underlying asset or to restore the underlying asset or the site on which it is located.

The right-of-use asset is subsequently depreciated using the straight-line method from the commencement date to the end of the lease term. When the lease transfers ownership of the underlying asset to the Group by the end of the lease term or the cost of the right-of-use asset reflects that the Group will exercise a purchase option, the right-of-use asset will be depreciated over the useful life of the underlying asset, which is determined on the same basis as those of property, plant and equipment. The right-of-use asset is also reduced by impairment losses, if any, and adjusted for certain remeasurements of the lease liability, where applicable.

Notes to the Financial Statements

For the financial year ended 30 June 2020 (Continued)

2. Summary of significant accounting policies (Continued)

2.18 Leases (Continued)

The Group as a lessee from 1 July 2019 (Continued)

Right of use assets are presented within "property, plant and equipment".

The lease liability is initially measured at the present value of the lease payments that are not paid at the commencement date, discounted using the interest rate implicit in the lease or, if that rate cannot be readily determined, the lessee's incremental borrowing rate.

The Group generally uses the incremental borrowing rate as the discount rate. To determine the incremental borrowing rate, the Group obtains a reference rate and makes certain adjustments to reflect the terms of the lease and the asset leased.

The lease payments included in the measurement of the lease liability comprise the following:

- fixed payments, including in-substance fixed payments less any lease incentive receivable,
- variable lease payments that depend on an index or a rate, initially measured using the index or rate as at the commencement date,
- amounts expected to be payable under a residual value guarantee,
- the exercise price under a purchase option that the Group is reasonably certain to exercise, and
- payments of penalties for terminating the lease if the Group is reasonably certain to terminate early and lease payments for an optional renewal period if the Group is reasonably certain to exercise an extension option.

The lease liability is measured at amortised cost using the effective interest method. The Group remeasures the lease liability when there is a change in the lease term due to a change in assessment of whether it will exercise a termination or extension or purchase option or due to a change in future lease payment resulting from a change in an index or a rate used to determine those payment.

Where there is a remeasurement of the lease liability, a corresponding adjustment is made to the right-of-use asset or in profit or loss where there is a further reduction in the measurement of the lease liability and the carrying amount of the right-of-use asset is reduced to zero.

The Group as a lessee before 1 July 2019

At the lease commencement date, the Group assess and classify each lease as either a finance lease or operating lease.

Finance Leases

Leases are classified as finance leases whenever the terms of the lease transfer substantially all the risks and rewards incidental to ownership of the leased assets to the lessee. All other leases are classified as operating leases.

Assets held under finance leases are recognised as assets of the Group at their fair value at the inception of the lease or, if lower, at the present value of the minimum lease payments. The corresponding liability to the lessor is recognised as a finance lease obligation. Lease payments are apportioned between finance charges and reduction of the lease obligation so as to achieve a constant rate of interest on the remaining balance of the liability. Finance charges are charged directly to profit or loss, unless they are directly attributable to the acquisition, construction or production of qualifying assets, in which case they are capitalised in accordance with the Group's general policy on borrowing costs (Note 2.5).

Operating Leases

Rentals payable under operating leases are charged to profit or loss on a straight-line basis over the term of the relevant lease unless another systematic basis is more representative of the time pattern in which economic benefits from the leased asset are consumed. Contingent rentals arising under operating leases are recognised as an expense in the period in which they are incurred.

In the event that lease incentives are received to enter into operating leases, such incentives are recognised as a liability. The aggregate benefit of incentives is recognised as a reduction of rental expense on a straight-line basis, except where another systematic basis is more representative of the time pattern in which economic benefits from the leased asset are consumed.

Notes to the Financial Statements

For the financial year ended 30 June 2020 (Continued)

2. Summary of significant accounting policies (Continued)

2.19 Provisions

Provisions are recognised when the Group has a present legal or constructive obligation as a result of a past event, it is probable that the Group will be required to settle the obligation, and a reliable estimate can be made of the amount of the obligation.

The amount recognised as a provision is the best estimate of the consideration required to settle the present obligation at the end of the financial year, taking into account the risks and uncertainties surrounding the obligation. Where a provision is measured using the cash flows estimated to settle the present obligation, its carrying amount is the present value of those cash flows, which is discounted using a pre-tax discount rate.

When some or all of the economic benefits required to settle a provision are expected to be recovered from a third party, the receivable is recognised as an asset if it is virtually certain that reimbursement will be received, and the amount of the receivable can be measured reliably.

Changes in the estimated timing or amount of the expenditure or discount rate are recognised in profit or loss as they arise.

2.20 Contingencies

A contingent liability is:

- (a) a possible obligation that arises from past events and whose existence will be confirmed only by the occurrence or non-occurrence of one or more uncertain future events not wholly within the control of the Group; or
- (b) a present obligation that arises from past events but is not recognised because:
 - (i) it is not probable that an outflow of resources embodying economic benefits will be required to settle the obligation; or
 - (ii) the amount of the obligation cannot be measured with sufficient reliability.

A contingent asset is a possible asset that arises from past events and whose existence will be confirmed only by the occurrence or non-occurrence of one or more uncertain future events not wholly within the control of the Group.

Contingencies are not recognised on the statement of financial position of the Group, except for contingent liabilities assumed in a business combination that are present obligations and which the fair value can be reliably determined.

2.21 Share based payments

The Group issues equity-settled share-based payments to certain employees. Equity-settled share-based payments are measured at fair value of the equity instruments (excluding the effect of non-market-based vesting conditions) at the date of grant. The fair value determined at the grant date of the equity-settled share-based payments is expensed on a straight-line basis over the vesting period, based on the Group's estimate of the number of equity instruments that will eventually vest and adjusted for the effect of non-market-based vesting conditions. At the end of each financial year, the Group revises its estimate of the number of equity instruments expected to vest. The impact of the revision of the original estimates, if any, is recognised over the remaining vesting period with a corresponding adjustment to the equity-settled share options reserve.

Where the grant of equity instruments is cancelled or settled during the vesting period, other than a grant cancelled by forfeiture when the vesting conditions are not satisfied, the Group recognises immediately the amount that otherwise would have been recognised for services received over the remainder of the vesting period.

The transfer of the balance in the share option reserve to share capital or treasury shares upon exercise of the option and the transfer of the balance in the share option reserve to accumulated profits upon expiry of the option are not mandatory and may be kept as a separate reserve upon expiry or exercise of the option.

2.22 Segment reporting

Operating segments are reported in a manner consistent with the internal reporting provided to the chief operating decision-maker. The chief operating decision-maker, who is responsible for allocating resources and assessing performance of the operating segments, has been identified as the group of executive directors and the chief executive officer who make strategic decisions.

Notes to the Financial Statements

For the financial year ended 30 June 2020 (Continued)

3. Critical accounting judgements and key sources of estimation uncertainty

The Group made judgements, estimates and assumptions about the carrying amounts of assets and liabilities that were not readily apparent from other sources in the application of the Group's accounting policies. Estimates and judgements are continually evaluated and are based on historical experience and other factors that are considered to be reasonable under the circumstances. Actual results may differ from the estimates.

3.1 Critical judgements made in applying the Group's accounting policies

Determination of functional currency

The Group translates foreign currency items into the respective functional currencies of the Company and its subsidiaries. In determining the functional currencies of the respective entities, judgement is used by the Group to determine the currency of the primary economic environment in which the respective entities operate. Consideration factors include the currency that mainly influences sales prices of goods and services and the currency of the country whose competitive forces and regulations mainly determines the sales prices of its goods and services.

Determination of significant influence over associate, Unigloves GmbH

The Group held 19.3% of equity interest in one of its associates, Unigloves GmbH as at 30 June 2020. In consideration of the relative voting rights it held in the investee entity, the Group considered both SFRS(I) 1-28 *Investments in Associates and Joint Ventures* and SFRS(I) 10 *Consolidated Financial Statements* to determine whether it held control or just significant influence over Unigloves GmbH. The Group considered factors, including but not limited to, the size of its holding rights relative to the size and dispersion of holdings of the other vote holders, its representation at shareholders' and directors' meetings voting patterns, the composition of key management personnel in Unigloves GmbH, and contractual agreements. Consequently, the Group assessed that it has significant influence over Unigloves GmbH and classified entity as an associate.

3.2 Key sources of estimation uncertainty

The estimates and assumptions that have a significant risk of causing a material adjustment to the carrying amounts of assets and liabilities within the next financial year are discussed below.

Depreciation of property, plant and equipment

The Group depreciates the property, plant and equipment over their estimated useful lives. The estimated useful life reflects management's estimate of the period that the Group intends to derive future economic benefits from the use of the Group's property, plant and equipment. Changes in the expected level of usage and technological developments could affect the economics and useful lives of these assets which could then consequentially impact future depreciation charges. The carrying amounts of the Group's property, plant and equipment at 30 June 2020 were \$31,516,000 (2019: \$32,043,000) respectively (Note 12).

Fair value of financial instruments

Where the fair values of financial instruments recorded on the statement of financial position cannot be derived from active markets, they are determined using valuation techniques, including the discounted cash flow model. The inputs to these models are derived from observable market data where possible, but where this is not feasible, a degree of judgement is required in establishing the fair values. The judgements include considerations of liquidity and model inputs regarding the future financial performance of the investee, its risk profile, and economic assumptions regarding the industry and geographical jurisdiction in which the investee operates. Changes in assumptions about these factors could affect the reported fair value of financial instruments. The valuation of financial instruments is described in more details in Note 33.

Notes to the Financial Statements

For the financial year ended 30 June 2020 (Continued)

3. Critical accounting judgements and key sources of estimation uncertainty (Continued)

3.2 Key sources of estimation uncertainty (Continued)

Inventory valuation method

Inventory is measured at the lower of cost and net realisable value. The Group measured cost based on standard costing where standard costs are estimated using unit costs at targeted output levels, including direct materials costs, direct labour costs, and indirect costs. The estimation of standard costs requires the separate estimation of standard costs for direct materials, direct labour, and overhead where judgements are involved on absorption and allocation of cost for each type of inventories. Management reviews the Group's inventory levels in order to identify slow-moving and obsolete merchandise and identifies items of inventory which have a market price, being the merchandise's selling price quoted from the market of similar items that is lower than its carrying amount. Changes in demand levels, technological developments and pricing competition could affect the saleability and values of the inventory which could then consequentially impact the Group's results, cash flows and financial position. Management estimates the amount of inventories loss as an allowance on inventories to ensure that the inventories amounts recorded are not above their corresponding net realisable value. The carrying amount of the Group's inventories as at 30 June 2020 was \$33,723,000 (2019: \$31,031,000) respectively (Note 15). There was no allowance made on inventory for the year ended 30 June 2020 and 2019.

Provision for income taxes and deferred tax

The Group has exposure to income taxes in several jurisdictions of which a portion of these taxes arose from certain transactions and computations for which ultimate tax determination is uncertain during the ordinary course of business. The Group recognises liabilities of expected tax issues based on their best estimates of the likely taxes due. Where the final tax outcome of these matters is different from the amounts that were initially recognised, such differences will impact the income tax and deferred tax positions in the period in which such determination is made. The carrying amounts of the Group's current tax payable and net deferred tax liability as at 30 June 2020 were \$1,481,000 (2019: \$1,000) and \$2,824,000 (2019: \$2,799,000) respectively.

Recoverability of deferred tax assets

Deferred tax assets are recognised for all unutilised tax losses to the extent that it is probable that taxable profit will be available against which the losses can be utilised. Significant management judgement is required to determine the amount of deferred tax assets that can be recognised, based upon the likely timing and level of future taxable profits together with future tax planning strategies. In determining the timing and level of future taxable profits together with future tax planning strategies, the Group assessed the probability of expected future cash inflows based on expected revenues from existing orders and contracts. Where taxable profits are expected in the foreseeable future, deferred tax assets are recognised on the unused tax losses. The carrying amount of the Group's deferred tax assets as at 30 June 2020 was \$318,000 (2019: \$402,000) respectively (Note 14).

Measurement of ECL of trade receivables

The Group uses an allowance matrix to measure ECL for trade receivables. The ECL rates are based on the Group's historical loss experience of the customers, for the last 3 years prior to the reporting date for various customer groups that are assessed by geographical locations, product types and internal ratings, adjusted for forward looking factors specific to the debtors and the economic environment which could affect the ability of the debtors to settle the trade receivables. In considering the impact of the economic environment on the ECL rates, the Group assesses, for example, the gross domestic production growth rates of the countries (eg. Singapore, China, Malaysia, Brazil) and the growth rates of the major industries in which its customers operate. The Group adjusts the allowance matrix at each reporting date. Such estimation of the ECL rates may not be representative of the actual default in the future. The expected loss allowance on the Group's trade receivables as at 30 June 2020 is \$588,000 (2019: \$Nil) (Note 31).

Notes to the Financial Statements

For the financial year ended 30 June 2020 (Continued)

4. Revenue

| | Group | |
|----------------------------------------|---------|--------|
| | 2020 | 2019 |
| | \$'000 | \$'000 |
| Revenue from contracts with customers: | | |
| - Latex examination gloves | 74,697 | 47,272 |
| - Nitrile examination gloves | 60,168 | 38,624 |
| - Other ancillary products | 9,344 | 5,816 |
| | 144,209 | 91,712 |

The disaggregation of revenue from contracts with customers is as follows:

| Geographical markets ^(a) | Reportable segments | | | | | | | | | | | |
|-------------------------------------|--------------------------|---------|----------------------------|--------|--------------------------|--------|---------|---------|-----------------------|-----------|---------|--------|
| | Latex examination gloves | | Nitrile examination gloves | | Other ancillary products | | Total | | Inter-segment revenue | | Total | |
| | 2020 | 2019 | 2020 | 2019 | 2020 | 2019 | 2020 | 2019 | 2020 | 2019 | 2020 | 2019 |
| | \$'000 | \$'000 | \$'000 | \$'000 | \$'000 | \$'000 | \$'000 | \$'000 | \$'000 | \$'000 | \$'000 | \$'000 |
| Europe | 20,518 | 22,249 | 47,876 | 33,373 | 6,077 | 4,878 | 74,471 | 60,500 | (22,673) | (17,893) | 51,798 | 42,607 |
| North America | 4,988 | 4,056 | 11,637 | 9,464 | 3,081 | 2,158 | 19,706 | 15,678 | - | - | 19,706 | 15,678 |
| South America | 64,228 | 27,565 | 7,137 | 1,451 | 4,484 | 2,342 | 75,849 | 31,358 | (28,360) | (15,057) | 47,489 | 16,301 |
| Africa | 9,298 | 5,656 | 1,033 | 1,414 | 613 | 477 | 10,944 | 7,547 | (3,922) | (3,712) | 7,022 | 3,835 |
| Asia | 51,077 | 40,444 | 49,998 | 40,263 | 2,133 | 2,628 | 103,208 | 83,335 | (90,189) | (74,777) | 13,019 | 8,558 |
| Malaysia [#] | 2,877 | 2,542 | 2,290 | 2,186 | 8 | 5 | 5,175 | 4,733 | - | - | 5,175 | 4,733 |
| | 152,986 | 102,512 | 119,971 | 88,151 | 16,396 | 12,488 | 289,353 | 203,151 | (145,144) | (111,439) | 144,209 | 91,712 |

^(a) The disaggregation is based on the location of customers from which revenue was generated.

[#] Includes revenue from intermediaries that export Group products to overseas market.

The revenue is derived from the sale of goods which is recognised based on point in time.

The Group applies practical expedient to not disclose the transaction price allocated to the remaining performance obligation due to the performance obligation is part of a contract that has an original expected duration of one year or less.

Notes to the Financial Statements

For the financial year ended 30 June 2020 (Continued)

5. Other income

| | Group | |
|-----------------|--------|--------|
| | 2020 | 2019 |
| | \$'000 | \$'000 |
| Interest income | 155 | 83 |
| Others | 203 | 106 |
| | 358 | 189 |

6. Finance costs

| | Group | |
|-----------------------|--------|--------|
| | 2020 | 2019 |
| | \$'000 | \$'000 |
| Interest expenses on: | | |
| - Bank loans | 1,962 | 1,618 |
| - Finance leases | 23 | - |
| | 1,985 | 1,618 |

Notes to the Financial Statements

For the financial year ended 30 June 2020 (Continued)

7. Profit before income tax

The following charges were included in the determination of profit before income tax:

| | Group | |
|------------------------------------------------------------|----------------|----------------|
| | 2020 \$'000 | 2019 \$'000 |
| Cost of inventories recognised as expense in cost of sales | 58,429 | 52,972 |
| Audit fees paid to: | | |
| - Auditor of the Company | 122 | 122 |
| - Other auditors | 65 | 47 |
| Non-audit fees paid to: | | |
| - Auditor of the Company | 19 | 27 |
| - Other auditors | 22 | 19 |
| Directors' fees of the Company | 145 | 124 |
| Directors' remuneration other than fees of the Company: | | |
| - Salary | 402 | 363 |
| - Bonus and profit sharing | 62 | 63 |
| - Defined contribution plans | 38 | 27 |
| Staff costs (excluding directors' remuneration) | | |
| - Salary | 15,893 | 12,990 |
| - Defined contribution plans | 805 | 483 |
| - Other benefits | 622 | 216 |
| Bad debts written off | - | 21 |
| Loss allowance on trade receivables | 588 | - |
| Foreign exchange loss, net | 5,296 | 673 |
| Fair value loss/(gain) on financial derivatives | 92 | (739) |

Notes to the Financial Statements

For the financial year ended 30 June 2020 (Continued)

8. Income tax expense

| | Group | |
|-----------------------------------------|----------------|----------------|
| | 2020 \$'000 | 2019 \$'000 |
| Current income tax | | |
| - Current | 2,464 | 339 |
| - Under/(Over)-provision in prior years | 378 | (338) |
| Deferred income tax | | |
| - Current | 75 | 689 |
| - Under/(Over)-provision in prior years | 54 | (144) |
| Total income tax expense | 2,971 | 546 |

The Company is incorporated in Singapore and accordingly is subject to income tax rate of 17% (2019: 17%). Taxation for other jurisdictions is calculated at the rates prevailing in the relevant jurisdictions. There were no changes in the enterprise income tax of the different applicable jurisdictions in the current year from the last year.

Reconciliation of effective tax rate is as follows:

| | 2020 \$'000 | 2019 \$'000 |
|--------------------------------------------------------|----------------|----------------|
| Profit before income tax | 18,057 | 2,763 |
| Income tax at statutory rate of 17% (2019: 17%) | 3,070 | 470 |
| Add/(Less): | | |
| Tax effect of share of results of associates | (196) | (121) |
| Effect of different tax rates of overseas operations | 1,235 | 310 |
| Effect of income not subject to tax | (995) | (588) |
| Under/(Over)-provision of income tax in prior years | 378 | (338) |
| Under/(Over)-provision of deferred tax in prior years | 54 | (144) |
| Effect of non-allowable items | 191 | 754 |
| Unrecognised deferred tax assets (Note 14c) | 57 | 339 |
| Others | (823) | (136) |
| Total income tax expense for the financial year | 2,971 | 546 |

Notes to the Financial Statements

For the financial year ended 30 June 2020 (Continued)

9. Earnings per share

The calculation of basic and diluted earnings per share attributable to the owners of the Company is based on the following data:

| | Group | |
|---------------------------------------------------------------------------------------------------------------------|----------------|----------------|
| | 2020 \$'000 | 2019 \$'000 |
| Earnings | | |
| Earnings for the purposes of basic and diluted earnings per share (profit for the year attributable to the Company) | 13,402 | 2,507 |
| Number of shares | | |
| Weighted average number of ordinary shares for the purposes of: | | |
| - basic share | 196,092,856 | 193,297,531 |
| - effect of dilution from share options | 1,328,380 | 53,447 |
| - diluted share | 197,421,236 | 193,350,978 |
| Earnings per share (cents) | | |
| - basic | 6.83 | 1.30 |
| - diluted | 6.79 | 1.30 |

The calculations of the basic and diluted earnings per share are calculated by dividing the profit for the year attributable to owners of the Company by the applicable weighted average number of ordinary shares. These profit and share data are presented in the tables above.

10. Subsidiaries

| | Company | |
|--------------------------------------|----------------|----------------|
| | 2020 \$'000 | 2019 \$'000 |
| Investments in subsidiaries, at cost | 32,621 | 32,621 |

Notes to the Financial Statements

For the financial year ended 30 June 2020 (Continued)

10. Subsidiaries (Continued)

The details of the subsidiaries are as follows:

| Name of subsidiaries (Country of incorporation/operation) | Principal activities | Effective equity interest held by the Company | |
|------------------------------------------------------------------------|---------------------------------------------------------------------|-----------------------------------------------|-----------|
| | | 2020 % | 2019 % |
| <u>Held directly by the Company</u> | | | |
| N.S. Uni-Gloves Sdn Bhd ⁽¹⁾ / Malaysia | Manufacturing of rubber gloves | 100 | 100 |
| UG Global Resources Sdn Bhd ⁽¹⁾ / Malaysia | Manufacturing of rubber gloves | 100 | 100 |
| UG Glovetech Sdn Bhd ⁽¹⁾ / Malaysia | Investment holding | 100 | 100 |
| Unigloves (Singapore) Pte Ltd ⁽²⁾ / Singapore | Investment holding and business and management consultancy services | 100 | 100 |
| UGHC Marketing Pte Ltd ⁽²⁾ / Singapore | Distribution of gloves and other medical disposables | 100 | 100 |
| <u>Held through Unigloves (Singapore) Pte Ltd</u> | | | |
| Unigloves (UK) Limited ⁽³⁾ / United Kingdom | Distribution of gloves and other medical disposables | 55 | 55 |
| Shanghai Full-10 International Trading Co. Ltd. ⁽⁴⁾ / China | Distribution of gloves and other medical disposables | 100 | 100 |
| Uni-Medical Healthcare Limited ⁽⁴⁾ / Nigeria | Distribution of gloves and other medical disposables | 75 | 75 |
| UGHC Brazil Importadora LTDA ⁽⁵⁾ / Brazil | Distribution of gloves and other medical disposables | 50 | 50 |
| 优格 (成都) 国际贸易有限公司 ⁽⁴⁾⁽⁶⁾ / China | Distribution of gloves and other medical disposables | 100 | 100 |

⁽¹⁾ Audited by another firm of auditors, Crowe Malaysia PLT.

⁽²⁾ Audited by Mazars LLP, Singapore.

⁽³⁾ Audited by Kreston Reeves LLP, UK for consolidation purposes.

⁽⁴⁾ Not audited as insignificant to the Group.

⁽⁵⁾ Audited by overseas member firm of Mazars LLP.

⁽⁶⁾ In 2019, a wholly owned subsidiary company, 优格 (成都) 国际贸易有限公司 is incorporated in the People's Republic of China with registered share capital of RMB1,000,000.

For the purpose of Rule 716(1) of the Listing Manual, the Directors and the Audit Committee of the Company are satisfied that the appointment of different auditors for its subsidiaries would not compromise the standard and efficiency of the audit of the Group, having regard to the size and experience of the audit firms.

Notes to the Financial Statements

For the financial year ended 30 June 2020 (Continued)

11. Associates

| | Group | |
|-----------------------------------|----------------|----------------|
| | 2020 \$'000 | 2019 \$'000 |
| Unquoted equity shares, at cost | 2,466 | 2,466 |
| Exchange differences | (1,283) | (764) |
| Share of post-acquisition results | 6,786 | 5,630 |
| Dividend received | (3,037) | (2,735) |
| Carrying amount | 4,932 | 4,597 |

The details of the associates are as follows:

| Name of associates (Country of incorporation/operation) | Principal activities | Effective equity interest held by the Company | |
|--------------------------------------------------------------------------------------|---------------------------------------------------------------------------|-----------------------------------------------|-----------|
| | | 2020 % | 2019 % |
| <u>Held through Unigloves (Singapore) Pte Ltd</u> | | | |
| Unigloves GmbH ⁽¹⁾⁽³⁾⁽⁴⁾ / Germany | Investment holding | 19.3 | 19.3 |
| UG Healthcare (USA) Inc. ⁽²⁾ / United States | Distribution of gloves and other medical disposables | 50.0 | 50.0 |
| <u>Held through Unigloves GmbH</u> | | | |
| Unigloves Artz-Und Klinikbedarf Handelsgesellschaft GmbH ⁽¹⁾⁽³⁾ / Germany | Import and export of medical treatment utilities and one way articles | 19.3 | 19.3 |
| <u>Held through Unigloves Artz-Und Klinikbedarf Handelsgesellschaft GmbH</u> | | | |
| Unigloves Service & Logistik ⁽¹⁾⁽³⁾ / Germany | Purchase and sale of consumable goods for medical and industrial purposes | 19.3 | 19.3 |
| <u>Held through Shanghai Full-10 International Trading Co. Ltd.</u> | | | |
| Beijing You Li Fu Ming Commercial Trading Co., Ltd ⁽²⁾ / Beijing | Distribution of gloves and other medical disposables | 50.0 | 50.0 |

⁽¹⁾ Reviewed by an overseas member firm of Mazars LLP for equity accounting purposes.

⁽²⁾ The unaudited management accounts have been reviewed by Mazars LLP, Singapore for equity accounting purposes, as they are not material to the Group's consolidated financial statements. The board of directors of the entities are controlled by the other 50% shareholders. The Company does not participate in active management nor strategic decisions of the entities.

⁽³⁾ As the Group continues to exercise significant influence in Unigloves GmbH's operations and management (including policies and decision making), Unigloves GmbH will continue to be treated as an associated company for accounting purpose.

⁽⁴⁾ Unigloves GmbH paid out dividend of \$302,000 (2019: \$1,625,000) to the Group during the financial year.

Notes to the Financial Statements

For the financial year ended 30 June 2020 (Continued)

11. Associates (Continued)

Summarised financial information of the Group's associates
(based on the SFRS(I)s financial statements)

| | Unigloves GmbH and its subsidiaries | | UG Healthcare (USA) Inc. | | Group | |
|----------------------------------------------------|----------------------------------------|----------------|-----------------------------|----------------|----------------|----------------|
| | 2020 \$'000 | 2019 \$'000 | 2020 \$'000 | 2019 \$'000 | 2020 \$'000 | 2019 \$'000 |
| Assets and liabilities: | | | | | | |
| Non-current assets | 24,863 | 26,725 | – | 72 | | |
| Current assets | 12,356 | 10,869 | 1,533 | 1,469 | | |
| Total assets | 37,219 | 37,594 | 1,533 | 1,541 | | |
| Non-current liabilities | 9,767 | 12,099 | 30 | 40 | | |
| Current liabilities | 5,497 | 4,857 | 205 | 366 | | |
| Total liabilities | 15,264 | 16,956 | 235 | 406 | | |
| Net assets | 21,955 | 20,638 | 1,298 | 1,135 | | |
| Group's share of associate's net assets | 4,234 | 3,980 | 649 | 568 | 4,883 | 4,548 |
| Other adjustments | | | | | 49 | 49 |
| Carrying amount of the investment as at 30 June | | | | | 4,932 | 4,597 |
| Results | | | | | | |
| Revenue | 47,864 | 38,770 | 5,440 | 4,138 | | |
| Profit for the year from continuing operations | 5,668 | 3,524 | 126 | 63 | | |
| Group's share of associates profit for the year | 1,093 | 680 | 63 | 31 | 1,156 | 711 |

Notes to the Financial Statements

For the financial year ended 30 June 2020 (Continued)

12. Property, plant and equipment

| Group | Leasehold land \$'000 | Leasehold buildings \$'000 | Plant, machinery and equipment \$'000 | Motor vehicles \$'000 | Furniture and fittings \$'000 | Construction-in-progress \$'000 | Right-of-use assets \$'000 | Total \$'000 |
|-----------------------------------------------------------------------------------|--------------------------|-------------------------------|------------------------------------------|--------------------------|----------------------------------|------------------------------------|-------------------------------|-----------------|
| | | | | | | | | |
| Cost | | | | | | | | |
| At 1 July 2018 | 1,939 | 3,643 | 22,256 | 752 | 2,799 | 3,374 | – | 34,763 |
| Additions | – | 6,026 | 3,682 | 245 | 256 | 733 | – | 10,942 |
| Reclassifications * | – | 2,085 | 2,350 | – | – | (4,039) | – | 396 |
| Write off | – | – | (1,022) | – | (7) | – | – | (1,029) |
| Disposal | – | – | – | (145) | (17) | – | – | (162) |
| Exchange differences | (57) | (144) | (701) | (22) | (80) | (65) | – | (1,069) |
| At 30 June 2019 | 1,882 | 11,610 | 26,565 | 830 | 2,951 | 3 | – | 43,841 |
| Recognition of right-of-use assets on initial application of SFRS(I) 16 (Note 35) | – | – | – | – | – | – | 653 | 653 |
| Adjusted balance at 1 July 2019 | 1,882 | 11,610 | 26,565 | 830 | 2,951 | 3 | 653 | 44,494 |
| Additions | – | 317 | 2,704 | 31 | 221 | 15 | 179 | 3,467 |
| Reclassifications | – | – | 1,497 | – | (1,497) | – | – | – |
| Write off | – | – | (388) | – | (20) | – | – | (408) |
| Disposal | – | – | – | (34) | – | – | – | (34) |
| Exchange differences | (11) | (1,694) | (232) | (13) | (101) | (1) | (4) | (2,056) |
| At 30 June 2020 | 1,871 | 10,233 | 30,146 | 814 | 1,554 | 17 | 828 | 45,463 |
| Accumulated depreciation: | | | | | | | | |
| At 1 July 2018 | (328) | (715) | (8,593) | (624) | (1,139) | – | – | (11,399) |
| Depreciation | – | (63) | (1,241) | (105) | (199) | – | – | (1,608) |
| Write off | – | – | 724 | – | 6 | – | – | 730 |
| Disposal | – | – | – | 126 | 15 | – | – | 141 |
| Exchange translation differences | 10 | 20 | 210 | 14 | 84 | – | – | 338 |
| At 30 June 2019 | (318) | (758) | (8,900) | (589) | (1,233) | – | – | (11,798) |
| Depreciation | – | (248) | (1,569) | (64) | (189) | – | (372) | (2,442) |
| Reclassifications | – | – | (570) | – | 570 | – | – | – |
| Write off | – | – | 104 | – | 20 | – | – | 124 |
| Disposal | – | – | – | 34 | – | – | – | 34 |
| Exchange translation differences | 2 | 29 | 77 | 9 | 17 | – | 1 | 135 |
| At 30 June 2020 | (316) | (977) | (10,858) | (610) | (815) | – | (371) | (13,947) |
| Carrying amount: | | | | | | | | |
| At 30 June 2020 | 1,555 | 9,256 | 19,288 | 204 | 739 | 17 | 457 | 31,516 |
| At 30 June 2019 | 1,564 | 10,852 | 17,665 | 241 | 1,718 | 3 | – | 32,043 |

* In the previous financial year, the Group has reclassified formers under inventories of \$396,000 to plant, machinery and equipment to reflect more appropriately the nature of the items.

Notes to the Financial Statements

For the financial year ended 30 June 2020 (Continued)

12. Property, plant and equipment (Continued)

The leasehold land and buildings of the Group with carrying amount of \$6,386,000 (2019: \$6,463,000) are pledged to secure the bank borrowings (Note 24).

Certain motor vehicles with carrying amount of \$76,686 (2019: \$94,562) were acquired under finance lease arrangements (Note 26) and are registered under the name of subsidiary.

In 2019, UGHC Brazil Importadora Ltda, a 50% owned subsidiary of the Group, had acquired a warehouse at Avenida das Industrias, Brazil from Stevan Participacoes Ltda ("Seller"), for a consideration of BRL10.3 million (equivalent to approximately \$3.6 million) of which BRL7.2 million was fully paid in cash (equivalent to approximately \$2.5 million), while BRL3.1 million (equivalent to approximately \$1.1 million) was undertaken by consortium loans ("Acquisition") (Note 24). The Seller is a wholly owned company by a common shareholder of UGHC Brazil.

The Acquisition is recorded at fair value of BRL16.9 million (equivalent to approximately \$5.9 million) as a result of its related party transaction and in accordance to arm's length principle. Accordingly, BRL6.6 million (equivalent to approximately \$2.3 million) is recognised as capital contribution from non-controlling interests. This Acquisition gave rise to a temporary taxable timing difference at Brazil's income tax rate at 34%, resulting in recognition of deferred tax liabilities of BRL2.2 million (equivalent to \$0.8 million) (Note 14).

The fair value is assessed by Castegnaro Imóveis Ltda, an independent professional valuation firm, by reference to market evidence of recent transactions for similar properties.

Borrowing costs of approximately \$Nil (2019: \$73,000) which arose on the financing specifically entered into for the construction of the buildings and machineries were capitalised during the financial year.

Effects of the additions of property, plant and equipment on cash flows:

| | Group | |
|----------------------------------------------------------------------------|----------------|----------------|
| | 2020 \$'000 | 2019 \$'000 |
| Total additions during the year | 3,467 | 10,942 |
| Borrowing cost capitalised | – | (73) |
| Non-cash transaction – capital contribution from non-controlling interests | – | (2,337) |
| Additions on right-of-use assets | (179) | – |
| Net cash outflow on addition of property, plant and equipment | 3,288 | 8,532 |

13. Intangible assets

| | Group | |
|-----------------------------------|----------------|----------------|
| | 2020 \$'000 | 2019 \$'000 |
| Business license ⁽ⁱ⁾ | 184 | 184 |
| Computer software ⁽ⁱⁱ⁾ | 33 | 58 |
| Customer base ⁽ⁱⁱⁱ⁾ | 45 | 55 |
| | 262 | 297 |

⁽ⁱ⁾ This pertains to the business license to operate the business for a subsidiary in Nigeria.

⁽ⁱⁱ⁾ This pertains to the acquisition of computer software by subsidiary in Brazil.

⁽ⁱⁱⁱ⁾ This pertains to the acquisition of customer base by subsidiaries in United Kingdom and Shanghai.

Notes to the Financial Statements

For the financial year ended 30 June 2020 (Continued)

13. Intangible assets (Continued)

Movement of the intangible assets:

| | Group | |
|----------------------------------|----------------|----------------|
| | 2020 \$'000 | 2019 \$'000 |
| Cost: | | |
| Balance at 1 July | 297 | 251 |
| Addition | – | 65 |
| Amortisation | (20) | (15) |
| Exchange difference | (15) | (4) |
| Balance at 30 June | 262 | 297 |
| Accumulated amortisation: | | |
| Balance at 1 July | (43) | (28) |
| Amortisation | (20) | (15) |
| Balance at 30 June | (63) | (43) |

14. Deferred tax

| | Group | |
|--------------------------|----------------|----------------|
| | 2020 \$'000 | 2019 \$'000 |
| Deferred tax assets | 318 | 402 |
| Deferred tax liabilities | (3,142) | (3,201) |

Notes to the Financial Statements

For the financial year ended 30 June 2020 (Continued)

14. Deferred tax (Continued)

Movements in deferred tax assets/(liabilities) of the Group during the financial year are as follows:

| Group | Accelerated tax depreciation \$'000 | Unabsorbed capital allowances and tax losses \$'000 | Fair value adjustment of assets acquired (Note b) \$'000 | Total \$'000 |
|----------------------------------|----------------------------------------|--------------------------------------------------------|-------------------------------------------------------------|-----------------|
| Deferred tax assets | | | | |
| At 30 June 2018 | (3) | 519 | – | 516 |
| Credited to profit or loss | – | (94) | – | (94) |
| Exchange translation differences | – | (20) | – | (20) |
| At 30 June 2019 | (3) | 405 | – | 402 |
| Credited to profit or loss | – | (83) | – | (83) |
| Exchange translation differences | – | (1) | – | (1) |
| At 30 June 2020 | (3) | 321 | – | 318 |
| Deferred tax liabilities | | | | |
| At 30 June 2018 | (1,709) | (383) | – | (2,092) |
| Charged to profit or loss | (1,006) | 566 | (795) | (1,235) |
| Exchange translation differences | 46 | 80 | – | 126 |
| At 30 June 2019 | (2,669) | 263 | (795) | (3,201) |
| Charged to profit or loss | – | (212) | – | (212) |
| Exchange translation differences | – | 271 | – | 271 |
| At 30 June 2020 | (2,669) | 322 | (795) | (3,142) |

- (a) Deferred tax assets are recognised to the extent that realisation of the related tax benefits through future taxable profits is probable.
- (b) The deferred tax liability is recognised in financial year ended 30 June 2019 in respect to the Acquisition as described in Note 12.
- (c) The following deductible temporary difference has not been recognised:

| | Group | |
|------------|----------------|----------------|
| | 2020 \$'000 | 2019 \$'000 |
| Tax losses | 1,887,593 | 1,554,571 |

The tax losses are subject to agreement by tax authorities and compliance with tax regulations in the respective countries in which the certain subsidiaries operate. Deferred tax assets have not been recognised in respect of the tax losses due to uncertainty in the availability of future taxable profit against which the Group can utilise the tax losses.

Notes to the Financial Statements

For the financial year ended 30 June 2020 (Continued)

15. Inventories

| | Group | |
|-------------------------------------------------------------|----------------|----------------|
| | 2020 \$'000 | 2019 \$'000 |
| Finished goods | 24,475 | 22,762 |
| Work-in-progress | 7,060 | 6,541 |
| Raw materials | 2,188 | 2,124 |
| | 33,723 | 31,427 |
| Less: | | |
| Reclassification to property, plant and equipment (Note 12) | – | (396) |
| | 33,723 | 31,031 |

16. Amounts due from/(to) subsidiaries

The amounts due from/(to) subsidiaries are non-trade in nature, interest free, repayable on demand and denominated in Singapore Dollars.

17. Trade and other receivables

| | Group | | Company | |
|-----------------------------------|----------------|----------------|----------------|----------------|
| | 2020 \$'000 | 2019 \$'000 | 2020 \$'000 | 2019 \$'000 |
| Trade receivables | | | | |
| - third parties | 23,653 | 15,789 | – | – |
| - associates | 4,395 | 3,747 | – | – |
| Less: loss allowance (Note 31) | (588) | – | – | – |
| | 27,460 | 19,536 | – | – |
| Other receivables | | | | |
| - third parties | 3,889 | 2,870 | 20 | 6 |
| Prepayments | 1,509 | 1,646 | 14 | 13 |
| Total trade and other receivables | 32,858 | 24,052 | 34 | 19 |

Notes to the Financial Statements

For the financial year ended 30 June 2020 (Continued)

17. Trade and other receivables (Continued)

Trade and other receivables are unsecured, non-interest bearing and subject to normal credit terms. The average credit period on sale of goods is 30 to 180 days (2019: 30 to 180 days). They are recognised at the transaction price which represent their fair value on initial recognition.

The details of the impairment of trade and other receivables and credit exposures are disclosed in Note 31.

The currency profiles of the Group's trade and other receivables as at 30 June are as follows:

| | Group | | Company | |
|------------------------------|----------------|----------------|----------------|----------------|
| | 2020 \$'000 | 2019 \$'000 | 2020 \$'000 | 2019 \$'000 |
| United States dollar ("USD") | 8,938 | 11,134 | – | – |
| Malaysian ringgit ("MYR") | 2,114 | 2,884 | – | – |
| Brazilian Real ("BRL") | 11,381 | 4,468 | – | – |
| Pound sterling ("GBP") | 7,388 | 2,882 | – | – |
| Singapore dollar ("SGD") | 267 | 331 | 34 | 19 |
| Others | 2,770 | 2,353 | – | – |
| | 32,858 | 24,052 | 34 | 19 |

18. Cash and bank balances

| | Group | | Company | |
|---------------------------|----------------|----------------|----------------|----------------|
| | 2020 \$'000 | 2019 \$'000 | 2020 \$'000 | 2019 \$'000 |
| Cash and bank balances | 7,795 | 3,310 | 28 | 155 |
| Fixed deposits | 1,497 | 1,561 | – | – |
| Cash and cash equivalents | 9,292 | 4,871 | 28 | 155 |

Fixed deposits bear interest at an average rate of 2.7% (2019: 2.7%) per annum and are for a tenure of period ranging from 30 to 365 days (2019: 30 to 365 days).

The currency profiles of the Group's cash and bank balances as at 30 June are as follows:

| | Group | | Company | |
|--------------------------|----------------|----------------|----------------|----------------|
| | 2020 \$'000 | 2019 \$'000 | 2020 \$'000 | 2019 \$'000 |
| USD | 3,095 | 2,450 | 11 | 11 |
| SGD | 68 | 201 | 17 | 144 |
| MYR | 3,462 | 1,322 | – | – |
| European dollar ("Euro") | 39 | – | – | – |
| GBP | 820 | 328 | – | – |
| Others | 1,808 | 570 | – | – |
| | 9,292 | 4,871 | 28 | 155 |

Notes to the Financial Statements

For the financial year ended 30 June 2020 (Continued)

18. Cash and bank balances (Continued)

For the purpose of presenting the consolidated statement of cash flows, cash and cash equivalents comprise the following at the end of the financial year:

| | Group | |
|-------------------------------------------------|----------------|----------------|
| | 2020 \$'000 | 2019 \$'000 |
| Cash and bank balances | 9,292 | 4,871 |
| Fixed deposits pledged to financial institution | (632) | (615) |
| Cash and cash equivalents | 8,660 | 4,256 |

19. Share capital

| | Group and Company | |
|---------------------------------------------------------|-------------------------|--------|
| | No. of share ('000) | \$'000 |
| At 1 July 2018 | 191,460 | 37,126 |
| Issuance of shares pursuant to scrip dividend (Note 20) | 1,837 | 347 |
| At 30 June 2019 | 193,297 | 37,473 |
| Issuance of shares pursuant to scrip dividend (Note 20) | 2,796 | 397 |
| At 30 June 2020 | 196,093 | 37,870 |

Fully paid ordinary shares carry one vote per share and carry a right to dividends as and when declared by the Company. All issued ordinary shares are fully paid. There is no par value for these ordinary shares. The newly issued shares rank pari passu in all respects with the previously issued shares.

20. Dividends

In the previous financial year, the Company declared and paid a final tax-exempt dividend of \$0.00235 per ordinary share in respect of the financial year ended 30 June 2018, of which \$347,283 were paid out via issuance of 1,837,477 new ordinary shares (Note 19) and the remaining \$102,640 were paid out via cash. These newly issued shares rank pari passu in all respects with the then existing ordinary shares.

During the current financial year, the Company declared and paid a final tax-exempt dividend of \$0.00259 per ordinary share in respect of the financial year ended 30 June 2019, of which \$396,936 were paid out via issuance of 2,795,325 new ordinary shares (Note 19) and the remaining \$103,696 were paid out via cash. These newly issued shares rank pari passu in all respects with the then existing ordinary shares.

On 11 August 2020, the Company recommended a final dividend in respect of the financial year ended 30 June 2020 of \$0.00714 per ordinary share, amounting to \$1,400,000, which is subject to approval by the shareholders at the forthcoming Annual General Meeting.

On 18 September 2020, the Shareholders of the Company approved the Share Split at Extraordinary General Meeting (Note 37c) and the final dividend will be adjusted to \$0.00238 per share. The total amount of dividends payable will be increased to approximately \$1,500,000 after taking into consideration 7,500,000 Shares and 1,400,000 Shares issued pursuant to the placement exercise (Note 37a) and the exercise of share options pursuant to the Unigloves Employee Share Option Scheme (Note 37b).

Notes to the Financial Statements

For the financial year ended 30 June 2020 (Continued)

21. Reserves

Foreign currency translation reserve

The foreign currency translation reserve represents exchange differences arising from the translation of the financial statements of foreign operations where functional currencies are different from that of the Group's presentation currency.

Merger reserve

This represents the difference between the nominal value of shares issued by the Company in exchange for the nominal value of shares and capital reserve of subsidiaries acquired which is accounted for under "pooling-of-interest".

Share-based payment reserve

The share-based payment reserve represents the cumulative value of services received for the issuance of the options and shares under the Unigloves Employee Share Option Scheme.

22. Share based payments

On 28 August 2015 (the "Date of Grant"), a batch of share options were granted to management and confirmed employees under the Unigloves Employee Share Option Scheme (the "Scheme"). Options were granted at the exercise price of \$0.1816 per share. The options are exercisable at first year of vesting being after two (2) years from the Date of Grant.

As at 30 June 2020, there are outstanding options of 1,570,000 shares under the Scheme.

Share options outstanding at the end of the financial year have the following expiry dates and exercise prices:

| Exercise period | Exercise price (\$) | No. of outstanding options | |
|-------------------------|---------------------|----------------------------|-----------|
| | | 2020 | 2019 |
| 28.08.2015 – 27.08.2025 | 0.1816 | 1,570,000 | 1,570,000 |

The fair value of share options as at the Date of Grant was estimated by using Black-Scholes Option Pricing Model, taking into account the terms and conditions upon which the options were granted. The inputs to the model used are shown below:

| | |
|---------------------------------------|----------|
| Estimated volatility (%) | 30% |
| Risk-free interest rate (% per annum) | 1.77% |
| Expected life of option (years) | 10 years |
| Weighted average share price (cents) | 1.15 |

The risk-free interest rate is based on the 10-year Singapore bond rate. The expected life of the options is based on the validity of the options granted. The expected volatility, which is based on the past 52 weeks' daily closing prices prior to the Date of Grant, reflects the assumption that the historical volatility is indicative of future trends, which may also not necessarily be the actual outcome. No other features of the options were incorporated into the measurement of fair value. All share options are settled via the issue of ordinary shares.

Notes to the Financial Statements

For the financial year ended 30 June 2020 (Continued)

23. Derivative financial instruments

| | Group | | | |
|------------------------------------|--------|-------------|--------|-------------|
| | 2020 | 2020 | 2019 | 2019 |
| | Assets | Liabilities | Assets | Liabilities |
| | \$'000 | \$'000 | \$'000 | \$'000 |
| Forward foreign exchange contracts | 114 | – | 205 | – |

The Group is a party to foreign currency forward contracts to manage its foreign exchange exposures arising from its foreign currency denominated business transactions. The settlement dates on forward currency contracts range between 180 to 365 days (2019: 180 to 365 days).

At the end of the financial year, the total notional amount of outstanding forward foreign exchange contract to which the Group is committed is as follows:

| | 2020 | 2019 |
|-------------------------------------|------------|------------|
| Forward foreign exchange contracts: | | |
| - USD | 15,407,000 | 17,626,000 |
| - GBP | 4,078,000 | 4,275,000 |

The following table details the forward foreign currency contract outstanding as at the end of the reporting period:

| | Average contracted rate | | Notional value | | Fair value | |
|-------------------|-------------------------|------|----------------|--------|------------|--------|
| | 2020 | 2019 | 2020 | 2019 | 2020 | 2019 |
| | | | \$'000 | \$'000 | \$'000 | \$'000 |
| Sell USD, buy MYR | 4.27 | 4.14 | 21,663 | 23,885 | (90) | 1 |
| Sell GBP, buy USD | 1.27 | 1.31 | 7,237 | 7,549 | 204 | 204 |

The fair values are measured based on estimated valuation derived from market quotation (Note 32).

Notes to the Financial Statements

For the financial year ended 30 June 2020 (Continued)

24. Bank borrowings

| | Group | |
|------------------------------------------------------------|----------------|----------------|
| | 2020 \$'000 | 2019 \$'000 |
| Secured bank loans ⁽¹⁾ | 6,729 | 7,696 |
| Secured finance lease payables ⁽²⁾ | – | 95 |
| Secured export invoice financing ⁽³⁾ | 17,804 | 19,312 |
| Secured import and local purchase financing ⁽⁴⁾ | 10,296 | 10,474 |
| Consortium loans ⁽⁵⁾ | 286 | 762 |
| Total | 35,115 | 38,339 |
| Less : | | |
| Amount due for settlement within 12 months ⁽⁶⁾ | (30,520) | (32,239) |
| Amount due for settlement after 12 months | 4,595 | 6,100 |

⁽¹⁾ The weighted average effective interest rates of the Group's secured bank loans are ranging from 3.00% to 5.00% (2019: 4.61% to 6.11%) and are secured as follows:

- (i) legal charges on the leasehold land and buildings;
- (ii) guarantees from the Company, certain subsidiaries and related parties;
- (iii) debentures over certain production lines; and
- (iv) keyman insurance

⁽²⁾ The finance lease terms range from 1 to 5 years (2019: 1 to 5 years). All leases are on a fixed repayment basis and are secured by motor vehicles of a subsidiary (Note 12). With effect of adopting SFRS(I) 16 at 1 July 2019, secured finance lease payables are reclassified to lease liabilities and disclosed in Note 26.

⁽³⁾ The export invoice financing is repayable from 1 to 180 days (2019: 1 to 180 days). The interest rate for export invoice refinancing is 1.75% (2019: 1.75%) per annum over London Inter Bank Offer Rate (LIBOR) prevailing from time to time or 1.75% (2019: 1.75%) per annum over the Bank's cost of funds as determined by the bank on the day of transaction, whichever is the higher. Corporate guarantee is given by the Company and the subsidiary of the Group.

⁽⁴⁾ The import and local purchase financing are repayable from 1 to 180 days (2019: 1 to 180 days). The interest rate for Foreign Currency Invoice Financing (FCIF) is 1.50% (2019: 1.50%) per annum over the Bank's Cost of Funds for the respective foreign currencies or such other rate as determined by the Bank from time to time for import bills. The interest rate for Foreign Currency Trade Finance (FCTF) is 1.50% per annum above the US Prime Rate on the date of drawdown and the Bank's cost of maintaining statutory and liquidity reserves (if any) or such other rates as the Bank may in its absolute discretion determine.

⁽⁵⁾ The consortium loans' terms range from 1 to 5 years and on a fixed repayment basis. The weighted average effective interest rate of the consortium is 14.50%.

⁽⁶⁾ The amount, shown under current liabilities, consists of secured banks loans of \$2,285,000 (2019: \$2,066,000), secured finance lease payables of \$Nil (2019: \$21,000), secured export invoice financing of \$17,804,000 (2019: \$19,312,000), secured import and local invoice financing of \$10,296,000 (2019: \$10,474,000) and consortium of \$135,000 (2019: \$366,000).

The weighted average effective interest rate for bank borrowings is 2.73% (2019: 4.71%).

The carrying amounts of the Group's borrowings approximate their fair values.

Notes to the Financial Statements

For the financial year ended 30 June 2020 (Continued)

24. Bank borrowings (Continued)

The currency profiles of the Group's borrowings as at 30 June are as follows:

| | Group | |
|-----|----------------|----------------|
| | 2020 \$'000 | 2019 \$'000 |
| USD | 24,244 | 24,582 |
| MYR | 9,546 | 12,995 |
| SGD | 1,000 | – |
| BRL | 325 | 762 |
| | 35,115 | 38,339 |

25. Trade and other payables

| | Group | | Company | |
|--------------------------------|----------------|----------------|----------------|----------------|
| | 2020 \$'000 | 2019 \$'000 | 2020 \$'000 | 2019 \$'000 |
| Trade payables | | | | |
| - third parties | 8,779 | 6,501 | – | – |
| Other payables | | | | |
| - third parties | 3,686 | 5,636 | 5 | 10 |
| Accrued expenses | 6,004 | 2,047 | 115 | 138 |
| Total trade and other payables | 18,469 | 14,184 | 120 | 148 |

Trade payables are unsecured, interest-free and with the credit term ranging from 21 to 90 days (2019: 21 to 90 days).

Other payables to third parties mainly consist of payables to utility supplies. Other payables are unsecured, interest-free and repayable on demand.

The currency profiles of the Group's trade and other payables as at 30 June are as follows:

| | Group | | Company | |
|--------|----------------|----------------|----------------|----------------|
| | 2020 \$'000 | 2019 \$'000 | 2020 \$'000 | 2019 \$'000 |
| USD | 4,623 | 1,236 | – | – |
| MYR | 7,596 | 8,668 | – | – |
| BRL | 650 | 2,135 | – | – |
| SGD | 420 | 586 | 120 | 148 |
| Others | 5,180 | 1,559 | – | – |
| | 18,469 | 14,184 | 120 | 148 |

Notes to the Financial Statements

For the financial year ended 30 June 2020 (Continued)

26. The Group as a lessee

The Group leases office premises and certain employee hostels for one to five years. Previously, these leases were classified as operating leases under SFRS(I) 1-17.

The Group leases motor vehicles for one to four years which were previously classified as finance leases under SFRS(I) 1-17.

Recognition exemptions

The Group has certain office premises and employee hostels with lease terms of 12 months or less. For such leases, the Group has elected not to recognise right-of-use assets and lease liabilities.

26(a) Right-of-use assets

The carrying amount of right-of-use assets by class of underlying asset classified within property, plant and equipment as follows:

| | Leasehold land and buildings \$'000 | Motor vehicles \$'000 | Total \$'000 |
|----------------------|-------------------------------------------|-----------------------------|-----------------|
| Group | | | |
| At 1 July 2019 | 634 | 19 | 653 |
| Additions | 179 | – | 179 |
| Depreciation | (364) | (8) | (372) |
| Exchange differences | (3) | – | (3) |
| At 30 June 2020 | 446 | 11 | 457 |

The total cash outflow for leases during the financial year ended 30 June 2020 is \$410,000.

26(b) Lease liabilities – 2020

| | Group 2020 \$'000 |
|---------------------------------|-------------------------|
| Lease liabilities - non-current | 191 |
| Lease liabilities - current | 345 |
| | 536 |

The maturity analysis of lease liabilities is disclosed in Note 31.

Notes to the Financial Statements

For the financial year ended 30 June 2020 (Continued)

26. The Group as a lessee (Continued)

26(c) Finance lease liabilities – Comparative information under SFRS(I) 1-17

| | Group |
|-----------------------------------------|---------------|
| | 2019 |
| | \$'000 |
| Minimum hire purchase payments: | |
| - less than one year | 24 |
| - within one to five years | 81 |
| | 105 |
| Less: Future finance charges | (10) |
| Present value of hire purchase payables | 95 |

The finance lease terms range from 1 to 4 years.

The effective interest rates charged during the financial year range from 2.28% (2019: 2.28%) per annum. Interest rates are fixed at the contract dates, and thus expose the Group to fair value interest rate risk. As at the end of the financial year, the fair values of the Group's finance lease obligations approximate their carrying amounts.

All leases are on a fixed repayment basis and no arrangements have been entered into for contingent rental payments.

The Group's obligations under finance leases are secured by the lessors' title to the leased assets, which will revert to the lessors in the event of default by the Group.

26(d) Amounts recognised in profit or loss

| | Group |
|---------------------------------------|---------------|
| | 2020 |
| | \$'000 |
| Interest expense on lease liabilities | 23 |
| Expense relating to short-term leases | 216 |

Notes to the Financial Statements

For the financial year ended 30 June 2020 (Continued)

27. Operating lease commitments

In the financial year ended 30 June 2019, the Group lease office premises, employee hostels, and motor vehicles under operating leases. The lease in respect of the office premises and employee hostels runs for an initial period of one to five years. The lease for motor vehicles is for one to four years.

At the end of financial year ended 30 June 2019, the Group has commitments for future minimum lease payments under non-cancellable operating leases as follows:

| | Group |
|---------------------------------|---------------|
| | 2019 |
| | \$'000 |
| Payable: | |
| Within 1 year | 323 |
| After 1 year but within 5 years | 380 |
| | 703 |

28. Contingent liabilities

| | Group | | Company | |
|--------------------------------------------------------------------------------|---------------|---------------|----------------|---------------|
| | 2020 | 2019 | 2020 | 2019 |
| | \$'000 | \$'000 | \$'000 | \$'000 |
| Bank guarantee given to third parties for utility supplies to a subsidiary | 2,886 | 2,996 | – | – |
| Corporate guarantee given to banks for bank facilities granted to subsidiaries | – | – | 86,196 | 60,634 |
| | 2,886 | 2,996 | 86,196 | 60,634 |

The fair value of the corporate guarantee given to banks for bank facilities granted to subsidiaries is not material.

In previous financial year, the Company had also given undertakings to certain subsidiaries (Note 10) to provide continued financial support to these subsidiaries to enable them to operate as going concerns and to meet their obligations as and when they fall due for at least 12 months from the previous financial year end.

Notes to the Financial Statements

For the financial year ended 30 June 2020 (Continued)

29. Significant related party transactions

A related party is defined as follows:

- (a) A person or a close member of that person's family is related to the Group and Company if that person:
- (i) Has control or joint control over the Company;
 - (ii) Has significant influence over the Company; or
 - (iii) Is a member of the key management personnel of the Group or Company or of a parent of the Company.
- (b) An entity is related to the Group and the Company if any of the following conditions applies:
- (i) The entity and the Company are members of the same group (which means that each parent, subsidiary and fellow subsidiary is related to the others).
 - (ii) One entity is an associate or joint venture of the other entity (or an associate or joint venture of a member of a group of which the other entity is a member).
 - (iii) Both entities are joint ventures of the same third party.
 - (iv) One entity is a joint venture of a third entity and the other entity is an associate of the third entity.
 - (v) The entity is a post-employment benefit plan for the benefit of employees of either the Company or itself such as a plan, the sponsoring employers are also related to the Company.
 - (vi) The entity is controlled or jointly controlled by a person identified in (a).
 - (vii) A person identified in (a)(i) has significant influence over the entity or is a member of the key management personnel of the entity (or of a parent of the entity).
 - (viii) The entity, or any member of a group of which it is a part, provides key management personal services to the reporting entity or to the parent of the reporting entity.

Associates are related parties and include those that are associates of the holding and/or related companies.

Many of the Group's and Company's transactions and arrangements are with related parties and the effect of these on the basis determined between the parties is reflected in these financial statements. The balances are unsecured, interest-free and repayable on demand unless otherwise stated.

During the year, in addition to those disclosed elsewhere in these financial statements, the Group entities entered into the following transactions with related parties:

| | 2020 \$'000 | 2019 \$'000 |
|------------------------------------|----------------|----------------|
| Sales to associates | 17,472 | 17,308 |
| Acquisition of warehouse in Brazil | – | 5,953 |

Compensation of executive directors and key management personnel

| | 2020 \$'000 | 2019 \$'000 |
|----------------------------|----------------|----------------|
| Short-term benefits | 656 | 633 |
| Defined contribution plans | 53 | 48 |
| | 709 | 681 |

Notes to the Financial Statements

For the financial year ended 30 June 2020 (Continued)

30. Segment information

Management has determined the operating segments based on the reports reviewed by the chief operating decision maker.

Management considers the business from both a geographic and business segment perspective. Geographically, management manages and monitors the business in these primary geographic areas: Malaysia, Brazil, Germany, United Kingdom, China and United States which are engaged in the manufacturing, distribution and trading of latex and nitrile examination gloves.

The Group has three reportable segments being latex examination gloves, nitrile examination gloves and other ancillary products.

The Group's reportable segments are strategic business units that are organised based on their function and targeted customer groups. They are managed separately because each business unit requires different skill sets and marketing strategies.

Management monitors the operating results of the segments separately for the purpose of making decisions about resources to be allocated and of assessing performance. Segment performance is evaluated based on gross profit. The other operating expenses which include interest income, finance costs, depreciation, share of profit of associate and income tax were not monitored by segment.

Income taxes are managed on a Group basis.

The accounting policies of the operating segments are the same of those described in the summary of significant accounting policies. There is no asymmetrical allocation to reportable segments. Management evaluates performance on the basis of profit or loss from operation before income tax expense not including non-recurring gains and losses and foreign exchange gains or losses.

There is no change from prior periods in the measurement methods used to determine reported segment profit or loss.

The Group accounts for intersegment sales and transfer as if the sales or transfers were to third parties, which approximate market prices. These intersegment transactions are eliminated on combination.

Notes to the Financial Statements

For the financial year ended 30 June 2020 (Continued)

30. Segment information (Continued)

Reconciliations of reportable segment revenues, profit or loss, assets and liabilities and other material items

| | 2020 \$'000 | 2019 \$'000 |
|-------------------------------------------------------|----------------|----------------|
| Revenue | | |
| Total revenue for reportable segments | 289,352 | 203,151 |
| Elimination of inter-segment revenue | (145,143) | (111,439) |
| Total revenue | 144,209 | 91,712 |
| Profit or loss | | |
| Total profit or loss for reportable segments | 16,901 | 2,052 |
| Share of profits from equity-accounted for associates | 1,156 | 711 |
| Profit before income tax | 18,057 | 2,763 |
| Assets | | |
| Total assets for reportable segments | 108,083 | 94,492 |
| Investments in associates | 4,932 | 4,597 |
| Total assets | 113,015 | 99,089 |
| Liabilities | | |
| Total liabilities for reportable segments | 58,743 | 55,725 |
| Total liabilities | 58,743 | 55,725 |

Business Segments

| Revenue | 2020 | | 2019 | |
|----------------------------|---------|-----|--------|-----|
| | \$'000 | (%) | \$'000 | (%) |
| Latex examination gloves | 74,697 | 52 | 47,272 | 52 |
| Nitrile examination gloves | 60,168 | 42 | 38,624 | 42 |
| Other ancillary products | 9,344 | 6 | 5,816 | 6 |
| Total | 144,209 | 100 | 91,712 | 100 |

| Gross profit | 2020 | | 2019 | |
|----------------------------|--------|-----|--------|-----|
| | \$'000 | (%) | \$'000 | (%) |
| Latex examination gloves | 22,861 | 54 | 9,667 | 52 |
| Nitrile examination gloves | 17,503 | 41 | 8,277 | 44 |
| Other ancillary products | 2,155 | 5 | 772 | 4 |
| Total | 42,519 | 100 | 18,716 | 100 |

Notes to the Financial Statements

For the financial year ended 30 June 2020 (Continued)

30. Segment information (Continued)

Reconciliations of reportable segment revenues, profit or loss, assets and liabilities and other material items (Continued)

Business Segments (Continued)

| Gross profit margin | 2020 (%) | 2019 (%) |
|----------------------------|-------------|-------------|
| Latex examination gloves | 30.6 | 20.4 |
| Nitrile examination gloves | 29.1 | 21.4 |
| Other ancillary products | 23.1 | 13.3 |
| Overall | 29.5 | 20.4 |

Geographic information

Revenues from external customers

| | 2020 \$'000 | 2019 \$'000 |
|-----------------------|----------------|----------------|
| Europe | 51,798 | 42,607 |
| North America | 19,706 | 15,678 |
| South America | 47,489 | 16,301 |
| Africa | 7,022 | 3,835 |
| Asia | 13,019 | 8,558 |
| Malaysia [#] | 5,175 | 4,733 |
| | 144,209 | 91,712 |

Includes revenue from intermediaries that export our products to overseas market.

The revenue information above is based on the location of the customers.

Location of non-current assets

| | Malaysia \$'000 | Europe \$'000 | North America \$'000 | South America \$'000 | Africa \$'000 | Asia \$'000 | Total \$'000 |
|--------------------|--------------------|------------------|----------------------------|----------------------------|------------------|----------------|-----------------|
| 2020 | | | | | | | |
| Non-current assets | 26,160 | 4,747 | 648 | 4,557 | 706 | 210 | 37,028 |
| 2019 | | | | | | | |
| Non-current assets | 25,097 | 4,476 | 568 | 6,360 | 724 | 114 | 37,339 |

Non-current assets consist of property, plant and equipment, intangible assets, deferred tax assets and investments in associates in Germany and United States of America.

Major customers

Revenue from one major customer amounted to approximately \$15,361,002 (2019: \$15,320,204) which is derived from a mixture of segments.

Notes to the Financial Statements

For the financial year ended 30 June 2020 (Continued)

31. Financial instruments and financial risks

The Group's activities expose it to credit risks, market risks (including foreign currency risks and interest rate risks) and liquidity risks. The Group's overall risk management strategy seeks to minimise adverse effects from the volatility of financial markets on the Group's financial performance.

The Board of Directors is responsible for setting the objectives and underlying principles of financial risk management for the Group. The management then establishes the detailed policies such as authority levels, oversight responsibilities, risk identification and measurement, exposure limits and hedging strategies, in accordance with the objectives and underlying principles approved by the Board of Directors.

Financial risk management is carried out by a central treasury department ("Group Treasury") in accordance with the policies set by the management. The trading team of Group Treasury identifies, evaluates and hedges financial risks in close co-operation with the Group's operating units. The reporting team of Group Treasury measures actual exposures against the limits set and prepares daily reports for review by the Heads of Group Treasury and each operating unit. Regular reports are also submitted to the management and the Board of Directors.

Credit risks

Credit risks refer to the risk that the counterparty will default on its contractual obligations resulting in a loss to the Group. The Group has adopted a policy of only dealing with creditworthy counterparties and obtaining sufficient collateral where appropriate, as a means of mitigating the risk of financial loss from defaults.

The Group's major classes of financial assets are bank balances and trade and other receivables.

Bank balances are mainly deposits with banks with high credit-ratings assigned by international credit rating agencies.

To assess and manage its credit risks, the Group categorises the aforementioned financial assets according to their risk of default. The Group defines default to have taken place when internal or/and external information indicates that the financial asset is unlikely to be received, which could include a breach of debt covenant, default of interest due for more than 30 days, but not later than when the financial asset is more than 90 days past due as per SFRS(I) 9's presumption.

The Group has not rebutted the presumption included in SFRS(I) 9 that there has been a significant increase in credit risk since initial recognition when financial assets are more than 30 days past due.

In their assessment, the management considers, amongst other factors, the latest relevant credit ratings from reputable external rating agencies where available and deemed appropriate, historical credit experiences, latest available financial information and latest applicable credit reputation of the debtor.

Notes to the Financial Statements

For the financial year ended 30 June 2020 (Continued)

31. Financial instruments and financial risks (Continued)

Credit risks (Continued)

The Group's internal credit risk grading categories are as follows:

| Category | Description | Basis of recognising ECL |
|----------|----------------------------------------------------------------------------------------------------------------------------|----------------------------------------------------------------------------------------------------------------------------------------------------------------------------------|
| 1 | Low credit risks ^{Note 1} | 12-months ECL |
| 2 | Non-significant increase in credit risks since initial recognition and financial asset is ≤ 30 days past due | 12-months ECL |
| 3 | Significant increase in credit risk since initial recognition ^{Note 2} or financial asset is > 30 days past due | Lifetime ECL |
| 4 | Evidence indicates that financial asset is credit-impaired ^{Note 3} | Difference between financial asset's gross carrying amount and present value of estimated future cash flows discounted at the financial asset's original effective interest rate |
| 5 | Evidence indicates that the management has no reasonable expectations of recovering the write off amount ^{Note 4} | Written off |

Note 1. Low credit risk

The financial asset is determined to have low credit risk if the financial assets have a low risk of default, the counterparty has a strong capacity to meet its contractual cash flow obligations in the near term and adverse changes in economic and business conditions in the longer term may, but will not necessarily, reduce the ability of the counterparty to fulfil its contractual cash flow obligations. Generally, this is the case when the Group assesses and determines that the debtor has been, is in and is highly likely to be, in the foreseeable future and during the (contractual) term of the financial asset, in a financial position that will allow the debtor to settle the financial asset as and when it falls due.

Note 2. Significant increase in credit risk

In assessing whether the credit risk of the financial asset has increased significantly since initial recognition, the Group compares the risk of default occurring on the financial asset as of reporting date with the risk of default occurring on the financial asset as of date of initial recognition, and considered reasonable and supportable information, that is available without undue cost or effort, that is indicative of significant increases in credit risk since initial recognition. In assessing the significance of the change in the risk of default, the Group considers both past due (i.e. whether it is more than 30 days past due) and forward looking quantitative and qualitative information. Forward looking information includes the assessment of the latest performance and financial position of the debtor, adjusted for the Group's future outlook of the industry in which the debtor operates based on independently obtained information (e.g. expert reports, analyst's reports etc.) and the most recent news or market talks about the debtor, as applicable. In its assessment, the Group will generally, for example, assess whether the deterioration of the financial performance and/or financial position, adverse change in the economic environment (country and industry in which the debtor operates), deterioration of credit risk of the debtor, etc. is in line with its expectation as of the date of initial recognition of the financial asset. Irrespective of the outcome of the above assessment, the Group presumes that the credit risk on a financial asset has increased significantly since initial recognition when contract payments are >30 days past due, unless the Group has reasonable and supportable information that demonstrates otherwise.

Notes to the Financial Statements

For the financial year ended 30 June 2020 (Continued)

31. Financial instruments and financial risks (Continued)

Credit risks (Continued)

Note 3. Credit impaired

In determining whether financial assets are credit-impaired, the Group assesses whether one or more events that have a detrimental impact on the estimated future cashflows of the financial asset have occurred. Evidence that a financial asset is credit impaired includes the following observable data:

- Significant financial difficulty of the debtor;
- Breach of contract, such as a default or being more than 90 days past due;
- It is becoming probable that the debtor will enter bankruptcy or other financial reorganisation; or
- The disappearance of an active market for the financial asset because of financial difficulties.

Note 4. Write off

Generally, the Group writes off, partially or fully, the financial asset when it assesses that there is no realistic prospect of recovery of the amount as evidenced by, for example, the debtor's lack of assets or income sources that could generate sufficient cashflows to repay the amounts subjected to the write-off.

The Group performs ongoing credit evaluation of its counterparties' financial condition and generally does not require collateral.

The Group and Company do not have any significant credit exposure to any single counterparty or any groups of counterparties having similar characteristics.

With reference to Note 28, the Company provides financial guarantees to certain banks in respect of bank facilities granted to certain subsidiaries. The date when the Group becomes a committed party to the guarantee is considered to be the date of initial recognition for the purpose of assessing the financial asset for impairment. In determining whether there has been a significant risk of a default occurring on the drawn-down facilities, the Group considered the change in the risk that the specified debtor (i.e. the applicable subsidiaries) will default on the contract. The Company assessed that the credit risk relating to the financial guarantees is insignificant to the Company.

As at the end of the financial year, there was no significant concentration of credit risk. The maximum exposure to credit risk is represented by the carrying amount of each financial asset in the statements of financial position.

Trade receivables (Note 17)

The Group uses the practical expedient under SFRS(I) 9 in the form of allowance matrix to measure the ECL for trade receivables, where the loss allowance is equal to lifetime ECL.

The ECL for trade receivables are estimated using an allowance matrix by reference to the historical credit loss experience of the customers for the last 3 years prior to the respective reporting dates for various customer groups that are assessed by geographical locations, product types and internal ratings, adjusted for forward looking factors specific to the debtors and the economic environment which could affect the ability of the debtors to settle the financial assets. In considering the impact of the economic environment on the ECL rates, the Group assesses, for example, the gross domestic production growth rates of the countries (eg. Singapore, China, Malaysia, Brazil) and the growth rates of the major industries which its customers operate in.

Trade receivables are written off when there is evidence to indicate that the customer is in severe financial difficulty such as being under liquidation or bankruptcy and there is no reasonable expectations for recovering the outstanding balances.

Notes to the Financial Statements

For the financial year ended 30 June 2020 (Continued)

31. Financial instruments and financial risks (Continued)

Credit risks (Continued)

Trade receivables (Note 17) (Continued)

The loss allowance for trade receivables is determined as follows:

| | Current | Past due more than 1 to 90 days | Past due more than 91 to 180 days | Past due more than 180 days | Total |
|------------------------------------|---------|---------------------------------|-----------------------------------|-----------------------------|--------|
| 30 June 2020 | | | | | |
| Expected credit loss rates | – | – | – | 63.4% | |
| Trade receivables (gross) (\$'000) | 15,923 | 10,364 | 834 | 927 | 28,048 |
| Loss allowance (\$'000) | – | – | – | 588 | 588 |
| 30 June 2019 | | | | | |
| Expected credit loss rates | – | – | – | – | |
| Trade receivables (gross) (\$'000) | 13,274 | 1,527 | 61 | 4,674 | 19,536 |
| Loss allowance (\$'000) | – | – | – | – | – |

Amounts due from subsidiaries (Note 16) and other receivables (Note 17)

As of 30 June 2020, the Company recorded amounts due from subsidiaries of \$19,236,000 (30 June 2019: \$20,725,000). The Company assessed the impairment loss allowance of these amounts on a 12-month ECL basis consequent to their assessment and conclusion that these receivables are of low credit risk. In its assessment of the credit risk of the subsidiaries, the Company considered amongst other factors, the financial position of the subsidiaries as of 30 June 2020, the past financial performance and cashflow trends, adjusted for the outlook of the industry and economy in which the subsidiaries operate in. Using 12-month ECL, the Company determined that the ECL is insignificant.

As of 30 June 2020, the Group and the Company recorded other receivables of \$3,889,000 and \$20,000 (2019: \$2,870,000 and \$6,000) respectively. The Group assessed the latest performance and financial position of the counterparties, adjusted for the future outlook of the industry and country which the counterparties operates in, and concluded that there has been no significant increase in the credit risk since the initial recognition of the financial asset. Accordingly, the Group measured the impairment loss allowance using 12-month ECL and determined that the ECL is insignificant.

Notes to the Financial Statements

For the financial year ended 30 June 2020 (Continued)

31. Financial instruments and financial risks (Continued)

Credit risk (Continued)

The Group's and the Company's exposure to credit risk in respect of the trade receivables and other receivables is as follows:

| Group | Trade receivables | | Other receivables | |
|--------------------------------------------------|-------------------------------|--------|-------------------|--------|
| | Note (i) | Total | Category 2 | Total |
| Internal credit risk grading | \$'000 | \$'000 | \$'000 | \$'000 |
| Loss allowance | | | | |
| Balance at 1 July 2018 | – | – | – | – |
| New financial assets recognised | – | – | – | – |
| Impairment loss recognised | – | – | – | – |
| Balance at 30 June 2019 | – | – | – | – |
| Financial assets repaid | – | – | – | – |
| New financial assets recognised | – | – | – | – |
| Impairment loss recognised | 588 | 588 | – | – |
| Balance at 30 June 2020 | 588 | 588 | – | – |
| Gross carrying amount | | | | |
| At 30 June 2019 | 19,536 | 19,536 | 2,870 | 2,870 |
| At 30 June 2020 | 28,048 | 28,048 | 3,889 | 3,889 |
| Net carrying amount | | | | |
| At 30 June 2019 | 19,536 | 19,536 | 2,870 | 2,870 |
| At 30 June 2020 | 27,460 | 27,460 | 3,889 | 3,889 |
| Company | | | | |
| Internal credit risk grading | Amounts due from subsidiaries | | Other receivables | |
| | Category 1 | Total | Category 2 | Total |
| | \$'000 | \$'000 | \$'000 | \$'000 |
| Gross carrying amount/Net carrying amount | | | | |
| At 1 July 2019 | 20,725 | 20,725 | 6 | 6 |
| At 30 June 2020 | 19,236 | 19,236 | 20 | 20 |

Note (i) For trade receivables, the Group uses the practical expedient under SFRS(I) 9 in the form of an allowance matrix to measure the ECL, where loss allowance is equal to lifetime ECL.

Notes to the Financial Statements

For the financial year ended 30 June 2020 (Continued)

31. Financial instruments and financial risks (Continued)

Market risks

The Group's activities expose it primarily to the financial risks of changes in foreign currency exchange rates and interest rates. The Group enters into a variety of derivative financial instruments to manage its exposure to interest rate and foreign currency risks, including foreign currency forward contracts to hedge against foreign currency risks.

Foreign currency risks

The Group is exposed to foreign currency risk on certain income, expenses, monetary assets and liabilities that are denominated in currencies other than the functional currencies of the respective entities in the Group. As at the reporting date, the Group and Company do not have significant foreign currency risk exposure except for the financial assets and liabilities denominated in USD and SGD. The Group either uses financial instruments such as foreign currency forward contracts to hedge certain financial risk exposures although hedge accounting was not applied or the natural hedges arising from a matching sale, purchase or a matching of assets and liabilities of the same currency and amount.

The carrying amounts of the Group's and Company's foreign currency denominated monetary assets and monetary liabilities as at the end of the financial year are as follows:

| | Group | | Company | |
|-----------------------------|----------------|----------------|----------------|----------------|
| | 2020 \$'000 | 2019 \$'000 | 2020 \$'000 | 2019 \$'000 |
| Monetary assets | | | | |
| USD | 641 | 579 | 11 | 11 |
| SGD | 273 | 357 | – | – |
| Monetary liabilities | | | | |
| USD | (8,706) | (5,347) | – | – |
| SGD | (1,276) | (432) | – | – |

Foreign currency sensitivity analysis

The Group is mainly exposed to USD and SGD.

The following table details the Group's sensitivity to a 5% (2019: 5%) increase or decrease in the relevant foreign currencies against the respective functional currencies of the Group entities. The sensitivity analysis assumes an instantaneous 5% (2019: 5%) change in the foreign currency exchange rates from the end of the financial year, with all variables held constant.

Notes to the Financial Statements

For the financial year ended 30 June 2020 (Continued)

31. Financial instruments and financial risks (Continued)

Market risks (Continued)

Foreign currency risks (Continued)

Foreign currency sensitivity analysis (Continued)

| | Increase/(Decrease) Profit before income tax | | | |
|-------------|-------------------------------------------------|----------------|----------------|----------------|
| | Group | | Company | |
| | 2020 \$'000 | 2019 \$'000 | 2020 \$'000 | 2019 \$'000 |
| USD | | | | |
| Strengthens | (403) | (238) | * | * |
| Weakens | 403 | 238 | * | * |
| SGD | | | | |
| Strengthens | (50) | (4) | – | – |
| Weakens | 50 | 4 | – | – |

* Less than \$1,000

Interest rate risks

Interest rate risk is the risk that the fair value or future cash flows of a financial instrument will fluctuate because of changes in market interest rates.

The Group's interest rate risks relate to interest bearing liabilities.

The Group's policy is to maintain an efficient and optimal interest cost structure using a combination of fixed and variable rate debts, and long and short term borrowings.

The Group's interest rate risk arises primarily from the floating rate borrowings with financial institutions.

The Group's exposures to interest rate risk are disclosed in Note 24 to the financial statements.

Interest rate sensitivity analysis

The sensitivity analysis below has been determined based on the exposure to interest rate risks of bank borrowings at the end of the financial year. For floating rate liabilities, the analysis is prepared assuming the amount of liability outstanding at the end of the financial year was outstanding for the whole year. The sensitivity analysis assumes an instantaneous 1% (2019: 1%) change in the interest rates from the end of the financial year, with all variables held constant.

| | Increase/(Decrease) Profit before income tax | |
|------------------------|-------------------------------------------------|----------------|
| | 2020 \$'000 | 2019 \$'000 |
| Bank borrowings | | |
| Increase | (351) | (383) |
| Decrease | 351 | 383 |

Notes to the Financial Statements

For the financial year ended 30 June 2020 (Continued)

31. Financial instruments and financial risks (Continued)

Liquidity risks

Liquidity risks refer to the risks in which the Group encounters difficulties in meeting its short-term obligations. Liquidity risks are managed by matching the payment and receipt cycle.

The following table details the Group's remaining contractual maturity for its financial instruments. The table has been drawn up based on contractual undiscounted cash flows of financial instruments based on the earlier of the contractual date or when the Group is expected to receive or (pay). The table includes both interest and principal cash flows.

| | Carrying amount \$'000 | Contractual undiscounted cash flows \$'000 | Less than 1 year \$'000 | 2 to 5 years \$'000 |
|-------------------------------------------------------------------|---------------------------|-----------------------------------------------|----------------------------|------------------------|
| Financial assets and derivative financial instruments | | | | |
| Cash and bank balances | 9,292 | 9,292 | 9,292 | – |
| Trade and other receivables | 31,349 | 31,349 | 31,349 | – |
| Derivative financial instruments | 114 | 114 | 114 | – |
| As at 30 June 2020 | 40,755 | 40,755 | 40,755 | – |
| Cash and bank balances | 4,871 | 4,871 | 4,871 | – |
| Trade and other receivables | 22,406 | 22,406 | 22,406 | – |
| Derivative financial instruments | 205 | 205 | 205 | – |
| As at 30 June 2019 | 27,482 | 27,482 | 27,482 | – |
| Financial liabilities and derivative financial instruments | | | | |
| Trade and other payables | 18,469 | 18,469 | 18,469 | – |
| Bank borrowings | 35,115 | 35,657 | 30,807 | 4,850 |
| Lease liabilities | 536 | 578 | 430 | 148 |
| As at 30 June 2020 | 54,120 | 54,704 | 49,706 | 4,998 |
| Trade and other payables | 14,184 | 14,184 | 14,184 | – |
| Bank borrowings | 38,339 | 39,985 | 33,330 | 6,655 |
| As at 30 June 2019 | 52,523 | 54,169 | 47,514 | 6,655 |
| Total net liabilities | | | | |
| As at 30 June 2020 | (13,365) | (13,949) | (8,951) | (4,998) |
| As at 30 June 2019 | (25,041) | (26,687) | (20,032) | (6,655) |

The Group's operations are financed mainly through equity, retained earnings and bank borrowings. Adequate lines of credits are maintained to ensure the necessary liquidity is available when required. The repayment terms of the bank borrowings are disclosed in Notes 24 to these financial statements.

Notes to the Financial Statements

For the financial year ended 30 June 2020 (Continued)

32. Categories of financial instruments

The carrying amount of the different categories of financial instruments is as disclosed on the face of the statements of financial position and as follows:

| | Group | |
|---------------------------------------------------------|----------------|----------------|
| | 2020 \$'000 | 2019 \$'000 |
| Financial assets | | |
| Trade and other receivables (excluding prepayments) | 31,349 | 22,406 |
| Cash and cash equivalents | 9,292 | 4,871 |
| Financial assets measured at amortised cost | 40,641 | 27,277 |
| Financial liabilities | | |
| Trade and other payables | 18,469 | 14,184 |
| Bank borrowings | 35,115 | 38,339 |
| Lease liabilities | 536 | – |
| Financial liabilities measured at amortised cost | 54,120 | 52,523 |
| | Company | |
| | 2020 \$'000 | 2019 \$'000 |
| Financial assets | | |
| Amounts due from subsidiaries | 19,236 | 20,725 |
| Trade and other receivables (excluding prepayments) | 20 | 6 |
| Cash and cash equivalents | 28 | 155 |
| Financial assets measured at amortised cost | 19,284 | 20,886 |
| Financial liabilities | | |
| Trade and other payables | 120 | 148 |
| Amounts due to subsidiaries | 1,710 | 2,982 |
| Financial liabilities measured at amortised cost | 1,830 | 3,130 |

Notes to the Financial Statements

For the financial year ended 30 June 2020 (Continued)

33. Fair value of assets and liabilities

The carrying amounts of cash and bank balances, trade and other receivables and payables, approximate their respective fair values due to the relative short term maturity of these financial instruments. The fair values of other classes of financial assets and liabilities are disclosed in the respective notes to the financial statements.

The fair values of applicable financial assets and financial liabilities are determined as follows:

- (a) Level 1 - the fair values of assets and liabilities with standard terms and conditions and which trade in active markets that the Group can access at the measurement date are determined with reference to quoted market prices (unadjusted).
- (b) Level 2 - in the absence of quoted market prices, the fair values of the assets and liabilities are determined using the other observable, either directly or indirectly, inputs such as quoted prices for similar assets/liabilities in active markets or included within Level 1, quoted prices for identical or similar assets/liabilities in non-active markets.
- (c) Level 3 - in the absence of quoted market prices included within Level 1 and observable inputs included within Level 2, the fair values of the remaining assets and liabilities are determined in accordance with generally accepted pricing models.

Fair value measurements that use inputs of different hierarchy levels are categorised in its entirety in the same level of the fair value hierarchy as the lowest level input that is significant to the entire measurement.

The table below analyses the Group's assets and liabilities that are measured at fair value on a recurring basis in the statement of financial position after initial recognition.

| | Level 1 \$'000 | Level 2 \$'000 | Level 3 \$'000 |
|------------------------------------------|-------------------|-------------------|-------------------|
| Recurring fair value measurements | | | |
| As at 30 June 2020 | | | |
| Derivative financial assets (Note 23) | – | 114 | – |
| As at 30 June 2019 | | | |
| Derivative financial assets (Note 23) | – | 205 | – |

Level 2 - Derivative financial instruments

Valuation techniques with market observable inputs are used for the determination of the fair values of foreign currency forward contracts. The fair values of forward currency contracts are determined based on dealer quotes at the end of the reporting period.

Notes to the Financial Statements

For the financial year ended 30 June 2020 (Continued)

34. Capital management policies and objectives

The Group's objectives when managing capital are to safeguard the Group's ability to continue as a going concern and to maintain an optimal capital structure so as to maximise shareholders' value. In order to maintain or achieve an optimal capital structure, the Group may adjust the amount of dividend payment, return capital to shareholders, issue new shares, buy back issued shares, obtain new borrowings or sell assets to reduce borrowings. No changes were made in the objectives, policies or processes during the financial year ended 30 June 2020.

Management monitors capital based on a gearing ratio. The gearing ratio is calculated as net debt divided by total capital. Net debt is calculated as borrowings plus trade and other payables less cash and bank balances. Total capital is calculated as equity plus net debts.

| | 2020 \$'000 | 2019 \$'000 |
|---------------|----------------|----------------|
| Net debt | 44,292 | 47,652 |
| Total equity | 54,272 | 43,364 |
| Total capital | 98,564 | 91,016 |
| Gearing ratio | 45% | 52% |

The Group is in compliance with all externally imposed capital requirements for the financial year ended 30 June 2020 and 30 June 2019.

Notes to the Financial Statements

For the financial year ended 30 June 2020 (Continued)

35. Initial application of SFRS(I) 16 Leases

SFRS(I) 16 introduces significant changes to lessee accounting by removing the distinction between operating and finance lease and requiring a lessee to adopt a single model for lessee accounting. Lessees are required, with the exception of short-term leases and leases of low value assets, to recognise at initial recognition, lease liability and right-of-use asset for a contract which is or contains a lease.

Lessor accounting under SFRS(I) 16 remains largely unchanged from SFRS(I) 1-17. Therefore, there is no impact to the Group as a lessor.

The details of the accounting policies under SFRS(I) 16 and SFRS(I) 1-17 are disclosed in Note 2.18.

The Group applied SFRS(I) 16 using the modified retrospective approach and recognised the cumulative effect of initial application on 1 July 2019, being the date of initial application of SFRS(I) 16. Accordingly, the comparative information presented were not restated and is presented as previously reported under SFRS(I) 1-17 and its related interpretations.

Practical expedients applied

The Group applied the following practical expedients when applying SFRS(I) 16 for the first time.

- Not to reassess whether a contract is, or contains, a lease at 1 July 2019 and instead relied on the assessment previously made using SFRS(I) 1-17 Leases and SFRS(I) INT 4 *Determining whether an Arrangement contains a Lease*;
- Not to recognise right-of-use assets and lease liabilities of leases for which the lease term ends within 12 months as of 1 July 2019;
- Not to recognise right-of-use assets and lease liabilities for leases for which the underlying asset is of low value; and
- Use of hindsight for contracts which contain an option to extend or terminate a lease.

Leases classified as operating leases under SFRS(I) 1-17

The Group previously classified its lease of office premises, office equipment, motor vehicles and other operating facilities as operating leases under SFRS(I) 1-17. Under SFRS(I) 16, the Group recognised, for each lease,

- (a) a lease liability at the present value of the remaining lease payments, discounted using the incremental borrowing rate at 1 July 2019; and
- (b) a right-of-use asset at an amount equal to the lease liability, adjusted by the amount of any prepaid lease payments relating to that lease recognised in the consolidated statement of financial position immediately before 1 July 2019.

In the determination of lease liabilities, the Group applied the practical expedient to not separate non-lease components from lease components, and instead account for each lease component and any associated non-lease components as a single lease component.

Following the recognition of the right-of-use assets, the Group tested the right-of-use assets on 1 July 2019 for impairment and concluded that the right-of-use assets show no indication of impairment.

Leases classified as finance leases under SFRS(I) 1-17

The Group previously classified certain leases as finance leases under SFRS(I) 1-17. The carrying amount of the lease asset and lease liability recognised under SFRS(I) 1-17 immediately before 1 July 2019 is recognised as the carrying amount of the right-of-use asset and the lease liability under SFRS(I) 16.

Notes to the Financial Statements

For the financial year ended 30 June 2020 (Continued)

35. Initial application of SFRS(I) 16 Leases (Continued)

Leases classified as finance leases under SFRS(I) 1-17 (Continued)

The effects of adopting SFRS(I) 16 at 1 July 2019 is summarised as follows:

| | 30 June 2019 | Remeasurement | 1 July 2019 |
|------------------------------------|--------------|---------------|-------------|
| | SFRS(I) 1-17 | | SFRS(I) 16 |
| | \$'000 | \$'000 | \$'000 |
| Property, plant and equipment | 43,841 | 653 | 44,494 |
| Borrowings (finance lease payable) | (95) | 95 | – |
| Lease liabilities | – | (748) | (748) |

The effects to deferred tax is immaterial. Therefore, the Group did not recognise any adjustment to deferred tax at 1 July 2019.

The Group uses incremental borrowing rates at 1 July 2019 to discount the remaining lease payments at 1 July 2019 when measuring the lease liabilities. The weighted-average incremental borrowing rate applied by the Group at 1 July 2019 is 3.21%.

The lease liabilities at 1 July 2019 can be reconciled to the operating lease commitment as at 30 June 2019 as follows:

| | At 1 July 2019 |
|-------------------------------------------------------------------------------------------------------------------------------------|----------------|
| | \$'000 |
| Operating lease commitments at 30 June 2019 under SFRS(I) 1-17 as disclosed in the Group's consolidated financial statements | 703 |
| Recognition exemption for leases with 12 months or less of lease term at transition | (9) |
| | 694 |
| Discounted using the incremental borrowing rates at 1 July 2019 | 653 |
| Finance lease liabilities recognition at 30 June 2019 | 95 |
| Lease liabilities at 1 July 2019 | 748 |

Notes to the Financial Statements

For the financial year ended 30 June 2020 (Continued)

36. Comparative information

Restatement of comparative figures

Reclassifications have been made to the prior year's financial statements to enhance comparability with the current year's financial statements.

| | As previously reported \$'000 | Amount reclassified \$'000 | As reclassified \$'000 |
|--------------------------------------------------------------------------------------------------------------------------|-------------------------------------|----------------------------------|---------------------------|
| Consolidated statement of profit or loss and other comprehensive income for the financial year ended 30 June 2019 | | | |
| Other income | 1,796 | (1,607) | 189 |
| Other expenses | (1,757) | 1,607 | (150) |

The reclassifications do not have any impact on the financial results of the Group.

37. Events subsequent to reporting date

- (a) On 21 August 2020, the Company has allotted 7,500,000 fully paid-up ordinary shares in the capital of the Company at the placement price of \$2.545.

Following the issuance of the New Shares, the total number of issued Shares has increased from 196,092,856 Shares to 203,592,856 Shares.

- (b) On 28 August 2020, the Company had issued and allotted an aggregate of 1,400,000 new ordinary shares in the capital of the Company ("New Shares") pursuant to the exercise of 1,400,000 options granted under the Unigloves Employee Share Option Scheme, at the exercise price of \$0.1816 per New Share.

Following the issuance of the New Shares, the total number of issued Shares has increased from 203,592,856 Shares to 204,992,856 Shares.

- (c) On 31 August 2020, the Company proposed to split every one (1) existing Share into three (3) Shares. Following the completion of the Proposed Share Split, an additional 409,985,712 Shares ("Additional Shares") will be allotted and issued, and the Company will have an issued and paid-up share capital of \$58,686,389 comprising 614,978,568 Shares.

The above share split was duly approved by Shareholders at Extraordinary General Meeting of the Company held on 18 September 2020.

- (d) On 8 September 2020, the Company has acquired 100% interest in UG Engineering Sdn. Bhd., a private limited company duly incorporated in Malaysia ("UG Engineering") for a nominal cash consideration of RM100.

Prior to the completion of the acquisition, UG Engineering had on 22 January 2020 acquired a property located in Seremban, Malaysia (the "Property") for a consideration of RM5,000,000 (approximately \$1,644,765). In this regard, the total amount of cash consideration paid by the Company for both UG Engineering and the Property amounted to RM5,000,100 (approximately \$1,644,797.90). The Property will be used for the Group's business expansion purposes.

Subsequent to the acquisition of UG Engineering, the Group's property, plant and equipment is estimated to increase by RM5,000,000 (equivalent to \$1,644,765).

- (e) On 28 September 2020, Unigloves (Singapore) Pte. Ltd., a subsidiary of the Company, has incorporated a wholly-owned subsidiary, 友利格(苏州)国际贸易有限公司, in the People's Republic of China for an initial registered capital of RMB 5,000,000 (approximately \$1,000,000).

Shareholders' Statistics

As At 15 September 2020

| | | |
|---------------------------------------------------|---|------------------------|
| ISSUED AND FULLY PAID-UP CAPITAL | : | S\$58,686,388.68* |
| NUMBER OF SHARES ISSUED | : | 204,992,856 |
| CLASS OF SHARES | : | ORDINARY SHARES |
| VOTING RIGHTS | : | ONE (1) VOTE PER SHARE |
| NUMBER OF TREASURY SHARES AND SUBSIDIARY HOLDINGS | : | NIL |

* This is based on records kept with the Accounting and Corporate Regulatory Authority and differs from the accounting records of S\$56,512,528.59 due to certain share issue expense.

| SIZE OF SHAREHOLDINGS | NO. OF SHAREHOLDERS | % OF SHAREHOLDERS | NO. OF SHARES | % OF SHARES |
|-----------------------|---------------------|-------------------|--------------------|---------------|
| 1 - 99 | 38 | 1.53 | 1,771 | 0.00 |
| 100 - 1,000 | 521 | 20.92 | 393,168 | 0.19 |
| 1,001 - 10,000 | 1,515 | 60.84 | 6,968,736 | 3.40 |
| 10,001 - 1,000,000 | 402 | 16.15 | 21,839,749 | 10.66 |
| 1,000,001 & above | 14 | 0.56 | 175,789,432 | 85.75 |
| TOTAL | 2,490 | 100.00 | 204,992,856 | 100.00 |

Based on the information provided and to the best knowledge of the Directors, approximately 34.71% of the issued ordinary shares of the Company is held in the hands of the public as at 15 September 2020 and therefore Rule 723 of the Listing Manual (Section B: Rules of Catalist) of the Singapore Exchange Securities Trading Limited is complied with.

SUBSTANTIAL SHAREHOLDERS AS AT 15 SEPTEMBER 2020

| SUBSTANTIAL SHAREHOLDERS | DIRECT INTEREST (NO. OF SHARES) | DEEMED INTEREST (NO. OF SHARES) | TOTAL NO. OF SHARES HELD | PERCENTAGE OF SHARES |
|------------------------------------------|---------------------------------|---------------------------------|--------------------------|----------------------|
| Zen UG Pte. Ltd. ⁽¹⁾⁽²⁾ | 51,199,393 | 46,221,515 | 97,420,908 | 47.52% |
| Raydion Direct Global Inc ⁽¹⁾ | 25,143,190 | – | 25,143,190 | 12.27% |
| Lee Keck Keong | – | 122,564,098 | 122,564,098 | 59.79% |
| Sim Ai Cheng | – | 122,564,098 | 122,564,098 | 59.79% |
| Lee Jun Yih | 930,546 | 122,564,098 | 123,494,644 | 60.24% |
| Lee Jun Linn | 725,152 | 122,564,098 | 123,289,250 | 60.14% |

Notes:

⁽¹⁾ Lee Keck Keong, Sim Ai Cheng, Lee Jun Yih and Lee Jun Linn are deemed to be interested in all the shares held by Zen UG Pte. Ltd. and Raydion Direct Global Inc by virtue of Section 7 of the Companies Act.

⁽²⁾ Zen UG Pte. Ltd. is deemed to be interested in 46,221,515 shares of the Company registered under CGS-CIMB Securities (Singapore) Pte. Ltd.

⁽³⁾ Sim Ai Cheng is the spouse of Lee Keck Keong and the mother of Lee Jun Yih and Lee Jun Linn.

Shareholders' Statistics

As At 15 September 2020

TWENTY LARGEST SHAREHOLDERS

| NAME OF SHAREHOLDERS | NO. OF SHARES | % OF SHARES |
|-----------------------------------------|---------------|-------------|
| ZEN UG PTE. LTD. | 51,199,393 | 24.98 |
| CGS-CIMB SECURITIES (SINGAPORE) PTE LTD | 48,429,986 | 23.62 |
| RAYDION DIRECT GLOBAL INC | 25,143,190 | 12.27 |
| DBS NOMINEES PTE LTD | 11,041,966 | 5.39 |
| WONG SEE KEONG | 9,611,799 | 4.69 |
| HSBC (SINGAPORE) NOMINEES PTE LTD | 5,763,600 | 2.81 |
| ANG BENG TECK @ ANG CHAI TIAM | 5,519,263 | 2.69 |
| PHILLIP SECURITIES PTE LTD | 4,410,741 | 2.15 |
| CITIBANK NOMINEES SINGAPORE PTE LTD | 3,496,412 | 1.71 |
| MAYBANK KIM ENG SECURITIES PTE. LTD | 3,043,636 | 1.48 |
| RAFFLES NOMINEES (PTE) LIMITED | 2,615,972 | 1.28 |
| ANG BENG CHEE | 2,302,862 | 1.12 |
| OCBC SECURITIES PRIVATE LTD | 1,875,812 | 0.91 |
| IFAST FINANCIAL PTE LTD | 1,334,800 | 0.65 |
| LIAU MAN MOH @ LIAU MAN FOONG | 945,000 | 0.46 |
| LEE JUN YIH | 930,546 | 0.45 |
| DB NOMINEES (SINGAPORE) PTE LTD | 917,200 | 0.45 |
| UOB KAY HIAN PTE LTD | 842,934 | 0.41 |
| TOMMIE GOH THIAM POH | 750,000 | 0.37 |
| LEE JUN LINN | 725,152 | 0.35 |
| TOTAL | 180,900,264 | 88.24 |

Notice of Annual General Meeting

NOTICE IS HEREBY GIVEN that the Annual General Meeting of UG Healthcare Corporation Limited (the "Company") will be held via electronic means on Friday, 30 October 2020 at 10.00 a.m. to transact the following business: -

Ordinary Business

1. To receive and adopt the Directors' Statement and the Audited Financial Statements of the Company for the financial year ended 30 June 2020 together with the Auditors' Report thereon. [Resolution 1]
2. To declare a first and final dividend of S\$0.00238 per ordinary share one-tier tax exempt for the financial year ended 30 June 2020. [Resolution 2]
3. To re-elect the following Directors who are retiring pursuant to Regulations 104 and 108 of the Company's Constitution:

Mr Lee Jun Yih [Resolution 3]
Mr Ng Lip Chi Lawrence [Resolution 4]
[Explanatory Note (1)]
Mr Vincent Leow [Resolution 5]
[Explanatory Note (2)]
4. To approve the payment of Directors' fees of S\$89,678.00 for the financial year ending 30 June 2021 (FY2020: S\$76,565.67). [Resolution 6]
5. To re-appoint Messrs Mazars LLP as the Auditors of the Company and to authorise the Directors of the Company to fix their remuneration. [Resolution 7]
6. To transact any other ordinary business which may be transacted at an annual general meeting.

Special Business

To consider and, if thought fit, to pass the following as Ordinary Resolution, with or without modifications:

7. Authority to allot and issue shares in the capital of the Company

That pursuant to Section 161 of the Companies Act, Chapter 50 of Singapore ("Companies Act") and Rule 806 of the Listing Manual Section B: Rules of Catalist of the Singapore Exchange Securities Trading Limited (the "SGX-ST") ("Catalist Rules") and the Constitution of the Company, authority be and is hereby given to the Directors to:

- (i) allot and issue shares in the capital of the Company ("Shares"), whether by way of rights, bonus or otherwise; and/or
- (ii) make or grant offers, agreements, or options (collectively, "Instruments") that might or would require Shares to be issued, including but not limited to the creation and issue of (as well as adjustments to) options, warrants, debentures or other instruments convertible into Shares,

at any time and upon such terms and conditions and for such purposes and to such persons as the Directors may in their absolute discretion deem fit; and

Notice of Annual General Meeting

- (b) (notwithstanding the authority conferred by this Resolution may have ceased to be in force) issue Shares in pursuance of any Instruments made or granted by the Directors while this Resolution was in force, provided that:
- (i) the aggregate number of Shares and convertible securities to be issued (including Shares to be issued in pursuance of Instruments made or granted pursuant to this Resolution), does not exceed one hundred percent (100%) of the total number of issued Shares (excluding treasury shares and subsidiary holdings) in the capital of the Company (as calculated in accordance with sub-paragraph (2) below), of which the aggregate number of Shares and convertible securities to be issued (including Shares to be issued pursuant to the Instruments) other than on a pro rata basis to existing shareholders of the Company shall not exceed fifty percent (50%) of the total number of issued Shares (excluding treasury shares and subsidiary holdings) in the capital of the Company (as calculated in accordance with sub-paragraph (ii) below);
 - (ii) (subject to such manner of calculation and adjustments as may be prescribed by the SGX-ST for the purpose of determining the aggregate number of Shares (including Shares to be issued in pursuance of the Instruments, made or granted pursuant to this Resolution) that may be issued under sub-paragraph (i) above, the percentage of Shares (excluding treasury shares and subsidiary holdings) that may be issued shall be based on the Company's total number of issued Shares (excluding treasury shares and subsidiary holdings) at the date of the passing of this Resolution, after adjusting for (a) new Shares arising from the conversion or exercise of convertible securities or (b) new Shares arising from the exercising of share options or vesting of share awards; provided that the options or awards were granted in compliance with Part VIII of Chapter 8 of the Catalist Rules; and (c) any subsequent bonus, consolidation or subdivision of Shares. Adjustments in accordance with (a) or (b) are only to be made in respect of new Shares arising from convertible securities, share options or share awards which were issued and outstanding or subsisting at the time of the passing of the resolution approving the mandate;
 - (iii) in exercising the authority conferred by this Resolution, the Company shall comply with the requirements imposed by the SGX-ST from time to time and the provisions of the Catalist Rules for the time being in force (in each case, unless such compliance has been waived by the SGX-ST), all applicable legal requirements under the Companies Act, and otherwise, the Constitution for the time being of the Company; and
 - (iv) Unless previously revoked or varied by the Company in general meeting, such authority conferred by this Resolution shall continue in force until the conclusion of the next annual general meeting of the Company or the date by which the next annual general meeting of the Company is required by law to be held, whichever is the earlier.

[Explanatory Note (3)]

[Resolution 8]

8. Authority to allot and issue shares under the UG Healthcare Scrip Dividend Scheme

That pursuant to Section 161 of the Companies Act, Rule 805 of the Catalist Rules and the Constitution of the Company, authority be and is hereby given to the Directors to allot and issue such number of new Shares as may be required to be allotted and issued pursuant to the application of the UG Healthcare Scrip Dividend Scheme to the first and final dividend of S\$0.00238 per ordinary share, one-tier tax exempt for the financial year ended 30 June 2020.

[Explanatory Note (4)]

[Resolution 9]

9. Authority to allot and issue shares under:

(A) The Unigloves Employee Share Option Scheme

That pursuant to Section 161 of the Companies Act, authority be and is hereby given to the Directors to:

- (i) offer and grant options ("Options") from time to time in accordance with the rules of the Unigloves Employee Share Option Scheme (the "Unigloves ESOS"); and
- (ii) allot and issue from time to time such number of Shares as may be required to be issued pursuant to the exercise of Options granted under the Unigloves ESOS,

Notice of Annual General Meeting

provided always that the aggregate number of Shares to be issued pursuant to the Unigloves ESOS, when aggregated to the aggregate number of Shares issued and issuable or transferred and to be transferred in respect of all options or awards under any other share option schemes or share schemes, shall not exceed fifteen percent (15%) of the total number of issued Shares (excluding treasury shares and subsidiary holdings), on the day immediately preceding the date on which an offer to grant an Option is made. The grant of Options can be made at any time from time to time and that such authority shall, unless revoked or varied by the Company in a general meeting, continue in force until the conclusion of the next annual general meeting of the Company or the date by which the next annual general meeting of the Company is required by law to be held, whichever is earlier.

[Explanatory Note (5)]

[Resolution 10A]

(B) **The Unigloves Performance Share Plan**

That pursuant to Section 161 of the Companies Act, authority be and is hereby given to the Directors to:

- (i) offer and grant awards ("**Awards**") from time to time in accordance with the rules of the Unigloves Performance Share Plan (the "**Unigloves PSP**"); and
- (ii) allot and issue from time to time such number of Shares as may be required to be issued pursuant to the vesting of Awards granted under the Unigloves PSP,

provided always that the aggregate number of Shares to be issued or transferred pursuant to the Awards granted under the Unigloves PSP, when aggregated with the aggregate number of Shares over which options or awards are granted under any other share option schemes or share schemes, shall not exceed fifteen percent (15%) of the total number of issued Shares (excluding treasury shares) from time to time and that such authority shall, unless revoked or varied by the Company in a general meeting, continue in force until the conclusion of the next annual general meeting of the Company or the date by which the next annual general meeting of the Company is required by law to be held, whichever is earlier.

[Explanatory Note (5)]

[Resolution 10B]

10. **The Proposed Renewal of the Share Buy-back Mandate**

That:

- (a) for the purposes of the Companies Act and the Catalist Rules of the SGX-ST, the Directors of the Company be and are hereby authorised to exercise all the powers of the Company to purchase or otherwise acquire the Shares not exceeding in aggregate the Prescribed Limit (as hereafter defined) during the Relevant Period (as hereafter defined), at such price(s) as may be determined by the Directors of the Company from time to time up to the Maximum Price (as hereafter defined), whether by way of:
 - (i) on-market acquisitions ("**Market Acquisitions**"), transacted on the SGX-ST or through any other securities exchange on which the Shares may, for the time being, be listed; and/or
 - (ii) off-market acquisitions ("**Off-Market Acquisitions**") (if effected otherwise than on the SGX-ST) in accordance with any equal access scheme(s) as may be determined or formulated by the Directors as they may consider fit, which scheme(s) shall satisfy all the conditions prescribed by the Companies Act (Cap. 50) of Singapore and the Listing Manual of the SGX-ST,

and otherwise in accordance with all other provisions of the Companies Act and the Catalist Rules of the SGX-ST as may for the time being be applicable (the "**Share Buy-back Mandate**");

- (b) unless varied or revoked by the Company in general meeting, the authority conferred on the Directors of the Company pursuant to the Share Buy-back Mandate may be exercised by the Directors at any time and from time to time during the period commencing from the passing of this Resolution and expiring on the earlier of:
 - (i) the date on which the next annual general meeting is held or required by law to be held;
 - (ii) the date on which Share Buy-backs have been carried out to the full extent mandated under the Share Buy-back Mandate; or

Notice of Annual General Meeting

- (iii) the date on which the authority contained in the Share Buy-back Mandate is varied or revoked by the Shareholders in a general meeting;

Collectively known as the “**Relevant Period**”

- (c) in this resolution:

“**Prescribed Limit**” means 10.0% of the total number of issued and paid-up Shares of the Company (excluding treasury shares and subsidiary holdings) as at the date of passing of this resolution, unless the Company has effected a reduction of its share capital in accordance with the applicable provisions of the Companies Act, at any time during the Relevant Period, in which event the total number of issued Shares of the Company shall be taken to be the total number of issued Shares of the Company as altered, excluding any treasury shares, that may be held by the Company from time to time;

“**Maximum Price**” in relation to a Share to be purchased or acquired, means the purchase price (including brokerage, stamp duties, applicable goods and services tax and other related expenses) not exceeding:

- (i) in the case of a Market Acquisition, hundred and five percent (105.0%) of the Average Closing Price (as defined herein); and
- (ii) in the case of an Off-Market Acquisition pursuant to an equal access scheme, hundred and twenty percent (120.0%) of the Average Closing Price, where:

“**Average Closing Price**” means the average of the closing market prices of the Shares over the last five (5) Market Days on which the Shares are transacted on Catalist or, as the case may be, such securities exchange on which the Shares are listed or quoted, immediately preceding the date of the Market Acquisition by the Company or, as the case may be, the Offer Date pursuant to the Off-Market Acquisition, and deemed to be adjusted, in accordance with the Catalist Rules, for any corporate action that occurs after the relevant 5-day period; and

“**Offer Date**” means the date on which the Company makes an offer for a Share Buy-back, stating therein the purchase price for each Share and the relevant terms of the equal access scheme for effecting the Off-Market Acquisition; and

- (d) the Directors be and are hereby authorised to complete and do all such acts and things (including executing such documents as may be required) as they may consider expedient or necessary to give effect to the transactions contemplated by this resolution.

[Explanatory Note (6)]

[Resolution 11]

By Order of the Board

Sharon Yeoh
Company Secretary

8 October 2020
Singapore

Notice of Annual General Meeting

Explanatory Notes:

- (1) **Resolution 4** - Mr Ng Lip Chi Lawrence, if re-elected, will remain as the Chairman of the Remuneration Committee and a member of the Audit Committee and the Nominating Committee. The Board considers Mr Ng Lip Chi Lawrence to be independent pursuant to Rule 704(7) of the Catalist Rules.
- (2) **Resolution 5** - Mr Vincent Leow, if re-elected, will remain as the Chairman of the Nominating Committee and a member of the Audit Committee and the Remuneration Committee. The Board considers Mr Vincent Leow to be independent pursuant to Rule 704(7) of the Catalist Rules.
- (3) **Resolution 8** - This Resolution, if passed, will empower the Directors, effective until (i) the conclusion of the next annual general meeting, or (ii) the date by which the next annual general meeting of the Company is required by law to be held or (iii) the date on which such authority is varied or revoked by the Company in a general meeting, whichever is the earliest, to issue Shares, make or grant instruments convertible into Shares and to issue Shares pursuant to such instruments, up to a number not exceeding, in total, one hundred percent (100%) of issued share capital of the Company (excluding treasury shares and subsidiary holdings), of which up to fifty percent (50%) may be issued other than on a pro-rata basis to existing shareholders of the Company.
- (4) **Resolution 9** - This Resolution, if passed, will empower the Directors, to issue such number of new Shares as may be required to be issued pursuant to the application of UG Healthcare Scrip Dividend Scheme to the first and final dividend of S\$0.00238 per ordinary share, one-tier tax exempt for the financial year ended 30 June 2020. Please refer to the Company's announcement dated 11 August 2020 and 18 September 2020 in relation to the application of UG Healthcare Scrip Dividend Scheme to the said final dividend.
- (5) **Resolutions 10A and 10B** - These Resolutions, if passed, will empower the Directors of the Company to allot and issue Shares pursuant to the exercise of Options and vesting of Awards under the Unigloves ESOS and Unigloves PSP respectively, provided that the aggregate number of Shares to be issued pursuant to the Unigloves ESOS and Unigloves PSP, when aggregated to the number of Shares issued and issuable or transferred and to be transferred under any other share option schemes or share schemes of the Company shall not exceed fifteen percent (15%) of the total number of issued shares (excluding treasury shares and subsidiary holdings) of the Company from time to time.
- (6) **Resolution 11** - This Resolution, if passed, will empower the Directors of the Company from the date of the above annual general meeting to purchase or acquire Shares by way of Market Acquisitions or Off-Market Acquisitions, provided that the aggregate number of Shares to be purchased or acquired under the Share Buy-back Mandate does not exceed the Prescribed Limited, and at such price(s) as may be determined by the Directors of the Company from time to time up to but not exceeding the Maximum Price. The information relating to this Resolution is set out in the Appendix enclosed together with the Annual Report.

Notes:

1. The annual general meeting ("**AGM**") is being convened, and will be held, by electronic means to minimize physical interactions and Covid-19 transmission risks pursuant to the COVID-19 (Temporary Measures) (Alternative Arrangements for Meetings for Companies, Variable Capital Companies, Business Trusts, Unit Trusts and Debenture Holders) Order 2020 and the press release by the Ministry of Law on 7 September 2020 on the extension of the Alternative Arrangements from 30 September 2020 to 30 June 2021.
2. In view thereof, Members will not be able to attend the AGM in person. Alternative arrangements relating to attendance at the AGM via electronic means (including arrangements by which the meeting can be electronically accessed via live audio-visual webcast, submission of questions to the Chairman of the AGM in advance of the AGM, addressing of substantial and relevant questions at the AGM and voting by appointing the Chairman of the AGM as proxy at the AGM, are set out below. Any reference to a time of day is made by reference to Singapore time.
3. Members will be able to observe and/or listen to the AGM proceedings through a live audio-visual webcast via their mobile phones, tablets or computers. In order to do so, Members must preregister at the Company's pre-registration website at the URL <http://on.skr.ma/ughc-agm-egm> by 28 October 2020, 10.00 a.m. ("**Registration Deadline**"), to enable the verification of Members' status.

Notice of Annual General Meeting

Corporate shareholders must also submit the Corporate Representative Certificate to the Company's Share Registrar, B.A.C.S. Private Limited, at main@zicoholdings.com in addition to the registration procedures as set out in paragraph above, by 28 October 2020, 10.00 a.m., for verification purpose.

Following the verification, authenticated Members will receive an email, which will contain the login instructions, password as well as the link to access the live audio-visual webcast of the AGM proceedings, by 29 October 2020, 12 noon. Members who do not receive an email by 29 October 2020, 12 noon, but have registered by the Registration Deadline should contact the Company's Share Registrar, B.A.C.S. Private Limited via email at main@zicoholdings.com for assistance.

Members must not forward the abovementioned link to other persons who are not shareholders of the Company and who are not entitled to attend the AGM to avoid any technical disruptions or overload to the live audio-visual webcast.

- Members may also submit questions related to the resolutions to be tabled for approval at the AGM, in advance of the AGM. In order to do so, their questions must be submitted via the Company's pre-registration website at the URL <http://on.skr.ma/ughc-agm-egm> by the Registration Deadline, being 28 October 2020, 10.00 a.m.

The Company will endeavour to address all substantial and relevant questions submitted by shareholders prior to or during the AGM. The Company will publish the responses to such questions together with the minutes of the AGM on SGXNET and the Company's website within 1 month after the date of the AGM.

Members will not be able to ask questions during the AGM held via live audio-visual webcast, and therefore it is important for Members who wish to ask questions to submit their questions in advance of the AGM.

- If a Member (whether individual or corporate) wishes to exercise his/her/its voting rights at the AGM, he/she/it must appoint the Chairman of the AGM as his/her/its proxy to attend, speak and vote on his/her/its behalf at the AGM.

In appointing the Chairman of the AGM as proxy, a Member must give specific instructions as to voting, or abstentions from voting, in respect of a resolution in the form of proxy, failing which the appointment of the Chairman of the AGM as proxy for that resolution will be treated as invalid.

- The Proxy Form must be submitted to in the following manner:
 - if submitted by post, be lodged at the Company's Share Registrar, B.A.C.S. Private Limited, at 8 Robinson Road, #03-00, ASO Building, Singapore 048544; or
 - if submitted electronically, be submitted via email to the Company's Share Registrar, B.A.C.S. Private Limited at main@zicoholdings.com in either case, by the Registration Deadline, 28 October 2020, 10.00 a.m., being no later than 48 hours before the time fixed for the AGM. A Member who wishes to submit a Proxy Form must complete and sign the Proxy Form, before submitting it by post to the address provided above, or before sending it by email to the email address provided above.

In view of the elevated safe distancing measures which may make it difficult for Members to submit completed Proxy Forms by post, Members are strongly encouraged to submit completed Proxy Forms electronically via email.

- Members who hold shares through relevant intermediaries, including CPF and SRS investors, and who wish to participate in the AGM by (a) observing and/or listening to the AGM proceedings through live audio-visual webcast; (b) submitting questions in advance of the AGM; and/ or (c) appointing the Chairman of the AGM as proxy to attend, speak and vote on their behalf at the AGM, should contact the relevant intermediary (which would include, in the case of CPF and SRS investors, their respective CPF Agent Banks or SRS Operators) through which they hold such shares as soon as possible in order to make the necessary arrangements for them to participate in the AGM.

In addition, CPF and SRS investors who wish to appoint the Chairman of the AGM as proxy should approach their respective CPF Agent Banks or SRS Operators to submit their votes by 21 October 2020, being 7 working days before the date of the AGM.

Notice of Annual General Meeting

"Relevant intermediary" has the meaning ascribed to it in Section 181 of the Companies Act, Chapter 50:

- (a) a banking corporation licensed under the Banking Act (Cap. 19) or its wholly-owned subsidiary which provides nominee services and holds shares in that capacity;
 - (b) a capital markets services licence holder which provides custodial services for securities under the Securities and Futures Act (Cap. 289) and holds shares in that capacity; or
 - (c) the Central Provident Fund Board established by the Central Provident Fund Act (Cap. 36), in respect of shares purchased under the subsidiary legislation made under that Act providing for the making of investments from the contributions and interest standing to the credit of members of the Central Provident Fund, if the Board holds those shares in the capacity of an intermediary pursuant to or in accordance with that subsidiary legislation.
8. The Chairman of the AGM, as proxy, need not be a Member of the Company
9. Due to the constantly evolving Covid-19 situation in Singapore, the Company may be required to change the arrangements for the AGM at short notice. Members are advised check the announcement on SGXNET for the latest updates on the status of the AGM.

PERSONAL DATA PRIVACY

Where a member of the Company submits an instrument appointing a proxy(ies) and/or representative(s) to attend, speak and vote at the Annual General Meeting and/or any adjournment thereof, a member of the Company (i) consents to the collection, use and disclosure of the member's personal data by the Company (or its agents) for the purpose of the processing and administration by the Company (or its agents) of proxies and representatives appointed for the Annual General Meeting (including any adjournment thereof) and the preparation and compilation of the attendance lists, proxy lists, minutes and other documents relating to the Annual General Meeting (including any adjournment thereof), and in order for the Company (or its agents) to comply with any applicable laws, listing rules, regulations and/or guidelines (collectively, the "Purposes"); (ii) warrants that where the member discloses the personal data of the member's proxy(ies) and/or representative(s) to the Company (or its agents), the member has obtained the prior consent of such proxy(ies) and/or representative(s) for the collection, use and disclosure by the Company (or its agents) of the personal data of such proxy(ies) and/or representative(s) for the Purposes; and (iii) agrees that the member will indemnify the Company in respect of any penalties, liabilities, claims, demands, losses and damages as a result of the member's breach of warranty.

This notice has been reviewed by the Company's sponsor, SAC Capital Private Limited (the "Sponsor").

This notice has not been examined or approved by the Singapore Exchange Securities Trading Limited ("SGX-ST") and the SGX-ST assumes no responsibility for the contents of this notice, including the correctness of any of the statements or opinions made, or reports contained in this notice.

The contact person for the Sponsor is Ms Tay Sim Yee (Telephone no.: (65) 6232 3210) at 1, Robinson Road, #21-00 AIA Tower, Singapore 048542.

This page intentionally left blank.

Proxy Form

IMPORTANT:

1. The AGM (as defined below) is being convened, and will be held, by way of electronic means pursuant to the COVID-19 (Temporary Measures) (Alternative Arrangements for Meetings for Companies, Variable Capital Companies, Business Trusts, Unit Trusts and Debenture Holders) Order 2020.
2. Alternative arrangements relating to attendance at the AGM via electronic means (including arrangements by which the meeting can be electronically accessed via live audio-visual webcast, submission of questions to the Chairman of the AGM in advance of the AGM, addressing of substantial and relevant questions at the AGM and voting by appointing the Chairman of the AGM as proxy at the AGM, are set out in the Notice of AGM.
3. To minimize physical interactions and Covid-19 transmission risks, Members will not be able to attend the AGM in person. If a Member (whether individual or corporate) wishes to exercise his/her/its voting rights at the AGM, he/she/it must appoint the Chairman of the AGM as his/her/its proxy to attend, speak and vote on his/her/its behalf at the AGM.
4. If a CPF or SRS investor wishes to appoint the Chairman of the AGM as proxy, he/she should approach their respective CPF Agent Banks or SRS Operators to submit his/her votes by 21 October 2020, being 7 working days before the date of the AGM.
5. Please read the AGM notes overleaf which contain instructions on, inter alia, the appointment of the Chairman of the AGM as a Member's proxy to attend, speak and vote on his/her/its behalf at the AGM.

I/We _____ (Name)

(NRIC/Passport/Co. Registration No.) _____

of _____ (Address)

being a member/members of **UG HEALTHCARE CORPORATION LIMITED** (the "Company") hereby appoint the Chairman as my/our proxy to attend and vote for me/us on my/our behalf at the Annual General Meeting (the "AGM") of the Company to be held **via electronic means on Friday, 30 October 2020 at 10.00 a.m.** and at any adjournment thereof.

I/We direct my/our proxy to vote for, against or to abstain from voting the Resolutions proposed at the AGM as indicated hereunder. If no specific direction as to voting is given or in the event of any other matter arising at the AGM and at any adjournment thereof, the appointment of the Chairman of the AGM as your proxy for that Resolutions will be treated as invalid.

* delete as applicable

Voting would be conducted by poll. Please indicate your vote "For" or "Against" or "Abstain" with a tick [✓] within the box provided. Alternatively, please indicate the number of votes as appropriate. If you mark the abstain box for a particular resolution, you are directing the Chairman not to vote on that resolution on a poll and your votes will not be counted in computing the required majority on a poll.

| AS ORDINARY BUSINESS | | | | |
|----------------------|----------------------------------------------------------------------------------------------------------------------------|-----|---------|---------|
| No. | Resolutions Relating To: | For | Against | Abstain |
| 1. | Adoption of Directors' Statement and Audited Financial Statements of the Company for the financial year ended 30 June 2020 | | | |
| 2. | Declaration of First and Final Dividend of S\$0.00238 per ordinary share | | | |
| 3. | Re-election of Mr Lee Jun Yih as Director | | | |
| 4. | Re-election of Mr Ng Lip Chi, Lawrence as Director | | | |
| 5. | Re-election of Mr Vincent Leow as Director | | | |
| 6. | Approval of Directors' fees for financial year ending 30 June 2021 | | | |
| 7. | Re-appointment of Messrs Mazars LLP as auditors | | | |
| AS ORDINARY BUSINESS | | | | |
| 8. | Authority to allot and issue new shares | | | |
| 9. | Authority to issue new shares pursuant to the UG Healthcare Scrip Dividend Scheme | | | |
| 10A. | Authority to allot and issue shares pursuant to the Unigloves ESOS | | | |
| 10B. | Authority to allot and issue shares pursuant to the Unigloves PSP | | | |
| 11. | Proposed Renewal of the Share Buy-back Mandate | | | |

Dated this _____ day of _____ 2020.

Signature(s) of Member(s) or
Common Seal of Corporate Member

Total Number of Shares Held in:

| | |
|---------------------|--|
| CDP Register | |
| Register of Members | |

IMPORTANT: PLEASE READ NOTES OVERLEAF



Notes:

- 1 To minimize physical interactions and Covid-19 transmission risks, Members will not be able to attend the AGM in person. If a Member (whether individual or corporate) wishes to exercise his/her/its voting rights at the AGM, he/she/it must appoint the Chairman of the AGM as his/her/its proxy to attend, speak and vote on his/her/its behalf at the AGM. In appointing the Chairman of the AGM as proxy, a Member must give specific instructions as to voting, or abstentions from voting, in respect of a resolution in the form of proxy, failing which the appointment of the Chairman of the AGM as proxy for that resolution will be treated as invalid.
- 2 Members who hold shares through relevant intermediaries, including CPF and SRS investors, and who wish to participate in the AGM by (a) observing and/or listening to the AGM proceedings through live audio-visual webcast; (b) submitting questions in advance of the AGM; and/ or (c) appointing the Chairman of the AGM as proxy to attend, speak and vote on their behalf at the AGM, should contact the relevant intermediary (which would include, in the case of CPF and SRS investors, their respective CPF Agent Banks or SRS Operators) through which they hold such shares as soon as possible in order to make the necessary arrangements for them to participate in the AGM.

CPF and SRS investors who wish to appoint the Chairman of the AGM as proxy should approach their respective CPF Agent Banks or SRS Operators to submit their votes by 21 October 2020, being 7 working days before the date of the AGM.

"Relevant intermediary" has the meaning ascribed to it in Section 181 of the Companies Act, Chapter 50:

- (a) a banking corporation licensed under the Banking Act (Cap. 19) or its wholly-owned subsidiary which provides nominee services and holds shares in that capacity;
 - (b) a capital markets services licence holder which provides custodial services for securities under the Securities and Futures Act (Cap. 289) and holds shares in that capacity; or
 - (c) the Central Provident Fund Board established by the Central Provident Fund Act (Cap. 36), in respect of shares purchased under the subsidiary legislation made under that Act providing for the making of investments from the contributions and interest standing to the credit of members of the Central Provident Fund, if the Board holds those shares in the capacity of an intermediary pursuant to or in accordance with that subsidiary legislation.
- 3 The Chairman of the AGM, as proxy, need not be a Member of the Company.
 - 4 The instrument appointing the Chairman of the AGM as proxy must be under the hand of the appointor or of his attorney duly authorised in writing. Where the instrument appointing the Chairman of the AGM as proxy is executed by a corporation, it must be executed either under its seal or under the hand of a director or an officer or attorney duly authorised. Where the instrument appointing Chairman of the AGM as proxy is executed by an attorney on behalf of the appointor, the letter or power of attorney (or other authority) or a duly certified copy thereof must (failing previous registration with the Company) be lodged with the instrument of proxy, failing which the instrument may be treated as invalid.
 - 5 Please insert the total number of shares held by you. If you have shares entered against your name in the Depository Register (as defined in Section 81SF of the Securities and Futures Act, (Cap 289)), you should insert that number of shares. If you have shares registered in your name in the Register of Members (maintained by or on behalf of the Company), you should insert that number of shares. If you have shares entered against your name in the Depository Register and shares registered in your name in the Register of Members, you should insert the aggregate number of shares entered against your name in the Depository Register and registered in your name in the Register of Members. If no number is inserted, this form of proxy will be deemed to relate to all the shares held by you.
 - 6 The Proxy Form must be submitted to in the following manner
 - (a) if submitted electronically, be submitted via email to the Company's Share Registrar, B.A.C.S. Private Limited, at main@zicoholdings.com; or
 - (b) if submitted by post, be deposited at the registered office of the Company's Share Registrar, B.A.C.S. Private Limited at 8 Robinson Road, #03-00, ASO Building, Singapore 048544.

in either case, by 28 October 2020, 10.00 a.m., being 48 hours before the time fixed for the AGM.

A Member who wishes to submit a Proxy Form must complete and sign the Proxy Form, before submitting it by post to the address provided above, or before sending it by email to the email address provided above.

General:

The Company shall be entitled to reject this instrument of proxy if it is incomplete, improperly completed, illegible or where the true intentions of the appointer are not ascertainable from the instructions of the appointer specified in this instrument of proxy. In addition, in the case of members whose shares are entered in the Depository Register, the Company may reject an instrument of proxy lodged if the member, being the appointer, is not shown to have shares entered against his name in the Depository Register as at 72 hours before the time set for holding the AGM, as certified by The Central Depository (Pte) Limited to the Company.

PERSONAL DATA PRIVACY

By submitting an instrument appointing a proxy(ies) and/or representative(s), the member accepts and agrees to the personal data privacy terms set out in the Notice of AGM dated 8 October 2020.

Appendix – Proposed Renewal of the Share Buy-back Mandate

APPENDIX DATED 8 OCTOBER 2020

THIS APPENDIX IS IMPORTANT AND REQUIRES YOUR IMMEDIATE ATTENTION. PLEASE READ IT CAREFULLY.

If you are in any doubt about the contents herein or as to the action you should take, you should consult your stockbroker, bank manager, solicitor, accountant or other professional adviser immediately.

This appendix ("**Appendix**") is circulated to the shareholders of UG Healthcare Corporation Limited (the "**Company**"), together with the Company's annual report for the financial year ended 30 June 2020 (the "**Annual Report**"). The notice of the annual general meeting and the accompanying proxy form are enclosed with the Annual Report.

If you have sold or transferred all your shares in the capital of the Company held through the Central Depository (Pte) Limited ("**CDP**"), you need not forward this Appendix with the notice of annual general meeting and the attached proxy form to the purchaser or transferee as arrangements will be made by CDP for a separate Appendix with the notice of annual general meeting and the attached proxy form to be sent to the purchaser or transferee. If you have sold or transferred all your shares in the capital of the Company represented by physical share certificate(s), you should immediately forward this Appendix, together with the notice of annual general meeting and the accompanying proxy form to the purchaser or transferee or to the bank, stockbroker or agent through whom you effected the sale or transfer, for onward transmission to the purchaser or transferee.

This Appendix has been reviewed by the Company's sponsor, SAC Capital Private Limited (the "**Sponsor**").

This Appendix has not been examined or approved by the Singapore Exchange Securities Trading Limited ("**SGX-ST**") and the SGX-ST assumes no responsibility for the contents of this Appendix, including the correctness of any of the statements or opinions made or reports contained in this Appendix.

The contact person for the Sponsor is Ms Tay Sim Yee (Telephone: 65 6232-3210) at 1 Robinson Road, #21-00 AIA Tower, Singapore 048542.

Definitions

The following definitions apply throughout in this Appendix except where the context otherwise requires:

| | | |
|----------------------------------|---|--------------------------------------------------------------------------------------------------------------------------------------------------------------------------------------------------------------------------------------------------------------------------------------------------------------------------------------------------------------------------------------------------------------------------------------------------------------------------------------------------------------------------------------------------------------------------------------------------------------------------------------------------------------------------------------------------------------------------------------------------------------------------------------------------------------------------------------------------------------------------------------------------------------------------------------------------------------------|
| "2020 AGM" | : | The AGM to be held on 30 October 2020 at 10.00 a.m. via electronic means |
| "ACRA" | : | Accounting and Corporate Regulatory Authority of Singapore |
| "AGM" | : | The annual general meeting of the Company |
| "Annual Report" | : | The Company's annual report for the financial year ended 30 June 2020 |
| "Appendix" | : | This appendix to Shareholders dated 8 October 2020 |
| "Approval Date" | : | The date of the 2020 AGM, whereby approval for the renewal of the Share Buy-back Mandate is sought |
| "Associate" | : | (a) in relation to any Director, chief executive officer, Substantial Shareholder or Controlling Shareholder (being an individual) means: <ul style="list-style-type: none">(i) his immediate family (being spouse, child, adopted child, step child, sibling and parent);(ii) the trustees of any trust of which he or his immediate family is a beneficiary or, in the case of a discretionary trust, is a discretionary object; and(iii) any company in which he and his immediate family together (directly and indirectly) have an interest of 30.0% or more; and (b) in relation to a Substantial Shareholder or a Controlling Shareholder (being a company) means any other company which is its subsidiary or holding company or is a subsidiary of such holding company or one in the equity of which it and/or such other company or companies taken together (directly or indirectly) have an interest of 30.0% or more |
| "Associated Company" | : | A company in which at least 20.0% but not more than 50.0% of its shares are held by the Company or the Group |
| "Board" | : | The board of directors of the Company from time to time |
| "Catalist" | : | The Catalist board of the SGX-ST |
| "Catalist Rules" | : | The Listing Manual (Section B: Rules of Catalist) of the SGX-ST, as amended, supplemented or modified from time to time |
| "CDP" | : | The Central Depository (Pte) Limited |
| "Companies Act" | : | The Companies Act (Chapter 50) of Singapore, as amended, supplemented or modified from time to time |
| "Company" | : | UG Healthcare Corporation Limited |
| "Constitution" | : | The constitution of the Company, as amend or modified from time to time |
| "Controlling Shareholder" | : | A person who: <ul style="list-style-type: none">(a) holds directly or indirectly 15.0% or more of the nominal amount of all voting shares in the Company. Notwithstanding, the SGX-ST may determine that a person who satisfies this paragraph is not a Controlling Shareholder; or(b) in fact exercises control over the Company |
| "Director" | : | The directors of the Company as at the date of this Appendix |
| "EPS" | : | Earnings per Share |
| "FY" | : | Financial year ended or ending 30 June (as the case may be) |
| "Group" | : | The Company and its subsidiaries |
| "Latest Practicable Date" | : | 15 September 2020, being the latest practicable date prior to the printing of this Appendix |
| "LPS" | : | Loss per Share |

| | | |
|-------------------------------------|---|----------------------------------------------------------------------------------------------------------------------------------------------------------------------------------------------------------------------------------------------------------------------------------------------------------------------------------------------------------------------------------------------------------------------------------------------------------------------|
| "Market Day" | : | A day on which the SGX-ST is open for trading in securities |
| "NAV" | : | Net asset value |
| "Notice of AGM" | : | The notice of AGM of the Company as set out in pages 129 to 135 of the Annual Report |
| "NTA" | : | Net tangible assets |
| "Relevant Period" | : | The period commencing from the Approval Date whereby the ordinary resolution in relation to the renewal of the Share Buy-back Mandate is passed and expiring on the earliest of (i) the date on which the next AGM is or is required by law or the Constitution to be held; (ii) the date on which the Share Buy-backs are carried out to the full extent mandated; or (iii) the date the said mandate is revoked or varied by the Shareholders in a general meeting |
| "Securities Account" | : | Securities account maintained by a Depositor with CDP, but does not include a securities sub-account maintained with a Depository Agent |
| "Securities and Futures Act" | : | Securities and Futures Act (Chapter 289) of Singapore, as amended, supplemented or modified from time to time |
| "SGX-ST" | : | Singapore Exchange Securities Trading Limited |
| "SGXNET" | : | Singapore Exchange Network, the system network used by listed companies to send information and announcements to the SGX-ST, or any other system networks prescribed by the SGX-ST |
| "Share Buy-back(s)" | : | The purchase or acquisition by the Company of its own issued and fully paid up Shares |
| "Share Buy-back Mandate" | : | The proposed mandate to authorise the Directors to exercise all powers of the Company to carry out Share Buy-backs, the terms of which are set out in this Appendix |
| "Shareholders" | : | Persons who are registered as holders of the Shares in the Register of Members maintained by the Company, except where the registered holder is CDP, the term "Shareholders" shall, in relation to such Shares, mean the Depositors whose Securities Accounts maintained with the CDP are credited with Shares |
| "Shares" | : | Ordinary shares in the capital of the Company |
| "SIC" | : | The Securities Industry Council of Singapore |
| "Sponsor" | : | SAC Capital Private Limited |
| "subsidiary holdings" | : | Shares referred to in Sections 21(4), 21(4B), 21(6A) and 21(6C) of the Companies Act |
| "Substantial Shareholder" | : | A person who has an interest in Shares representing not less than 5.0% of the total votes attached to all the Shares |
| "Take-over Code" | : | The Singapore Code on Take-overs and Mergers, as modified, supplemented or amended from time to time |
| "S\$" and "cents" | : | Singapore dollars and cents respectively |
| "%" | : | Per centum or percentage |

The terms **"Depositor"**, **"Depository Agent"** and **"Depository Register"** shall have the meanings ascribed to them respectively in Section 81SF of the Securities and Futures Act.

The term **"treasury shares"** shall have the meaning ascribed to it in Section 4 of the Companies Act. The term "subsidiary" shall have the meaning ascribed to it in Section 5 of the Companies Act.

Words importing the singular shall, where applicable, include the plural and vice versa. Words importing the masculine shall, where applicable, include the feminine and neuter genders. References to persons shall include corporations.

Any reference in this Appendix to any enactment is a reference to that enactment as for the time being amended or re-enacted. Any word defined under the Companies Act, the Take-over Code, the Securities and Futures Act or the Catalist Rules or any modification thereof and used in this Appendix shall, unless provided otherwise, have the same meaning ascribed to it under the Companies Act, the Take-over Code, the Securities and Futures Act or the Catalist Rules (or any modification thereof, as the case may be).

All discrepancies in the figures included herein between the listed amounts and totals thereof are due to rounding. Accordingly, figures shown as totals in this Appendix may not be an arithmetic aggregation of the figures that precede them.

Any reference to a time of day and dates in this Appendix shall be a reference to Singapore time and dates, unless otherwise stated.

UG HEALTHCARE CORPORATION LIMITED

(Incorporated in the Republic of Singapore)
(Company Registration Number: 201424579Z)

Board of Directors:

Mr. Yip Wah Pung (Non-Executive Chairman and Independent Director)
Mr. Lee Keck Keong (Executive Director and Chief Executive Officer)
Mr. Lee Jun Yih (Executive Director and Finance Director)
Mr. Wong See Keong (Executive Director)
Mr. Lee Jun Linn (Executive Director)
Mr. Ng Lip Chi, Lawrence (Independent Director)
Mr. Vincent Leow (Independent Director)

Registered Office:

38 Beach Road
#29-11
South Beach Tower
Singapore 189767

8 October 2020

To: The Shareholders of UG Healthcare Corporation Limited

Dear Sir / Madam,

THE PROPOSED RENEWAL OF THE SHARE BUY-BACK MANDATE

1. INTRODUCTION

- 1.1 The Directors wish to refer to (i) the Notice of AGM accompanying the Annual Report, and (ii) Resolution 10 set out in the Notice of AGM, being the ordinary resolution for the proposed renewal of the Share Buy-back Mandate.
- 1.2 The purpose of this Appendix is to provide Shareholders with information relating to the proposed renewal of the Share Buy-back Mandate, and to seek Shareholders' approval for the same at the 2020 AGM.
- 1.3 The SGX-ST assumes no responsibility for the accuracy of any statements made or opinions expressed or reports contained in this Appendix.

2. THE PROPOSED RENEWAL OF THE SHARE BUY-BACK MANDATE

2.1 Background

- 2.1.1 At the Company's AGM held on 24 October 2019, Shareholders approved the renewal of the Share Buy-back Mandate, such mandate being expressed to take effect until the conclusion of the next AGM or the date by which such AGM is required by law or the Constitution to be held; unless prior thereto, Share Buy-backs are carried out to the full extent mandated or the Share Buy-back Mandate is varied or revoked by the Shareholders in a general meeting. Accordingly, the Directors propose that the Share Buy-back Mandate be renewed at the 2020 AGM.
- 2.1.2 The terms in respect of which the Share Buy-back Mandate is sought to be renewed are set out in this Appendix.
- 2.1.3 Subject to its continued relevance to the Company, the Share Buy-back Mandate will be put to Shareholders for renewal at each subsequent AGM.

2.2 Rationale for the Share Buy-back Mandate

2.2.1 The rationale for the renewal of the Share Buy-back Mandate is as follows:-

- (a) the Share Buy-back Mandate will give the Company the flexibility to carry out Share Buy-backs if and when circumstances permit. The Board believes that Share Buy-backs would allow the Company and the Board to better manage the Company's share capital structure, dividend payout and cash reserves.
- (b) the Share Buy-back Mandate also provides the Board with a mechanism to facilitate the return of surplus cash over and above the Company's ordinary capital requirements in an expedient and cost-efficient manner, and the opportunity to exercise control over the Company's share capital structure with a view to enhancing the EPS and/or NAV per Share.
- (c) the Board believes that Share Buy-backs may help the Company to mitigate short term market volatility in the Company's share price, offset the effects of short-term speculation and bolster Shareholders' confidence.

2.2.2 Shares purchased or otherwise acquired pursuant to the Share Buy-back Mandate may be held or dealt with as treasury shares, which may be utilised pursuant to the UG Healthcare Corporation Employee Share Option Scheme and/or the UG Healthcare Corporation Performance Share Plan¹.

2.2.3 If and when circumstances permit, the Board will decide (i) whether to exercise the Share Buy-back Mandate through on-market acquisitions or off-market acquisitions of Shares; and (ii) whether the Shares purchased or acquired should be held as treasury shares or cancelled, after taking into account the amount of surplus cash available, the prevailing market conditions and the most cost-effective and efficient approach.

2.2.4 Shareholders should note that Share Buy-backs will only be made when the Board believes that such Share Buy-backs would be made in circumstances which would not have a material adverse effect on the financial position of the Company and the Group, and when the Board believes that such Share Buy-backs would be in the best interest of the Company and its Shareholders.

2.3 Authority and limits on the Share Buy-back Mandate

The authority and limitations placed on the Share Buy-backs under the Share Buy-back Mandate are as follows:-

2.3.1 Maximum number of Shares

Only Shares which are issued and fully paid-up may be purchased or acquired by the Company.

The total number of Shares that may be purchased or acquired is limited to such number of Shares representing not more than 10.0% of the total issued and paid-up Shares as at the Approval Date, unless, at any time during the Relevant Period, the Company has reduced its share capital by way of a special resolution under Section 78C of the Companies Act, or the Court has made an order under Section 78I of the Companies Act confirming the reduction of share capital of the Company, in which event the total number of Shares shall be taken to be the total number of Shares as altered. Shares which are held by the Company as treasury shares and subsidiary holdings will be disregarded for the purposes of calculating this 10.0% limit.

For illustrative purposes only, based on the existing issued and paid-up capital of the Company comprising 204,992,856 Shares as at the Latest Practicable Date, and assuming that (i) no further Shares are issued and no changes are made to the share capital of the Company; (ii) no further Shares are purchased or held by the Company as treasury shares or cancelled; (iii) no further Shares are held as subsidiary holdings on or prior to the 2020 AGM, not more than 20,499,285 Shares (representing 10.0% of the total Shares excluding treasury shares and subsidiary holdings) may be purchased or acquired by the Company pursuant to the Share Buy-back Mandate.

As at the Latest Practicable Date, the Company does not hold any treasury shares nor are there subsidiary holdings.

1 Both the UG Healthcare Corporation Employee Share Option Scheme ("UG Healthcare Corporation ESOS") and the UG Healthcare Corporation Performance Share Plan ("UG Healthcare Corporation PSP") were adopted by the Company on 11 November 2014. Please refer to the Company's Offer Document dated 28 November 2014 for further details on the UG Healthcare Corporation ESOS and the UG Healthcare Corporation PSP.

2.3.2 Duration of authority

Under the Share Buy-back Mandate, Share Buy-backs may be made during the Relevant Period, at any time and from time to time, from the Approval Date up to the earlier of:

- (a) the date on which the next AGM is held or is required by law to be held;
- (b) the date on which Share Buy-backs are carried out to the full extent mandated under the Share Buy-back Mandate; or
- (c) the date on which the authority contained by the Share Buy-back Mandate is varied or revoked by the Shareholders in a general meeting.

The authority conferred by the Share Buy-back Mandate may be renewed at each AGM or any other general meeting of the Company, subject to its continued relevance to the Company.

2.3.3 Manner of Share Buy-backs

Share Buy-backs under the Share Buy-back Mandate may be made by way of:

- (a) on-market acquisitions transacted on the SGX-ST or through any other securities exchange on which the Shares may, for the time being, be listed ("**Market Acquisitions**"); and/or
- (b) off-market acquisitions transacted otherwise than on the SGX-ST, in accordance with an equal access scheme (as defined in Section 76C of the Companies Act) ("**Off-Market Acquisitions**").

In an Off-Market Acquisitions, the Directors may impose such terms and conditions as are consistent with the Share Buy-back Mandate, the Catalist Rules, the Companies Act, the Constitution and other applicable laws and regulations as they consider fit in the interests of the Company in connection with or in relation to an equal access scheme. Under the Companies Act, an Off-Market Acquisitions must satisfy all the following conditions:

- (a) offers for the Share Buy-backs shall be made to every person who holds Shares to purchase or acquire the same percentage of their Shares;
- (b) all of those persons shall be given a reasonable opportunity to accept the offers made to them; and
- (c) the terms of all the offers are the same, except that there shall be disregarded:
 - (i) differences in consideration attributable to the fact that offers relate to Shares with different accrued dividend entitlements;
 - (ii) (if applicable) differences in consideration attributable to the fact that offers relate to Shares with different amounts remaining unpaid; and
 - (iii) differences in the offers introduced solely to ensure that each person is left with a whole number of Shares.

In addition, Rule 870 of the Catalist Rules provides that, in making an Off-Market Acquisitions, the Company must issue an offer document to all Shareholders containing at least the following information:

- (i) the terms and conditions of the offer;
- (ii) the period and procedures for acceptances;
- (iii) the reasons for the Share Buy-back;
- (iv) the consequences, if any, of Share Buy-backs by the Company that will arise under the Take-over Code or other applicable takeover rules;

- (v) whether the Share Buy-backs, if made, would have any effect on the listing of the Shares on the Catalyst;
- (vi) details of any Share Buy-backs made by the Company in the previous 12 months (whether by way of Market Acquisitions or Off-Market Acquisitions), setting out the total number of Shares purchased, the purchase price per Share or the highest and lowest prices paid for the Share Buy-backs, where relevant, and the total consideration paid for the Share Buy-backs; and
- (vii) whether the Shares purchased by the Company will be cancelled or kept as treasury shares.

2.3.4 Maximum purchase price

The purchase price per Share (excluding brokerage, stamp duties, applicable goods and services tax and other related expenses) to be paid for a Share to be purchased or acquired will be determined by the Directors. However, the purchase price per Share to be paid as determined by the Directors must not exceed:

- (a) 105.0% of the Average Closing Price (as defined hereinafter) for a Market Acquisition; and
- (b) 120.0% of the Average Closing Price (as defined hereinafter) for an Off-Market Acquisition, (the "**Maximum Price**") excluding related expenses of the Share Buy-back.

For the purposes of determining the Maximum Price above:

"**Average Closing Price**" means the average of the closing market prices of the Shares over the last 5 Market Days on which transactions in the Shares were recorded, before the day of the Market Acquisition by the Company or, as the case may be, the Offer Date (as defined below) pursuant to the Off-Market Acquisition, and deemed to be adjusted for any corporate action that occurs after the relevant five (5)-Market Day period; and

"**Offer Date**" means the day on which the Company announces its intention to make an offer for an Off-Market Acquisition, stating therein the purchase price (which shall not be more than the Maximum Price for an Off-Market Acquisition calculated on the foregoing basis) for each Share and the relevant terms of the equal access scheme for effecting the Off-Market Acquisition.

2.4 **Status of purchased or acquired Shares under the Share Buy-back Mandate**

- 2.4.1 A Share purchased or otherwise acquired by the Company under a Share Buy-back is deemed cancelled immediately on completion of the Share Buy-back (and all rights and privileges attached to the Share will expire on such cancellation) unless such Share is held by the Company as a treasury share to the extent permitted under the Companies Act. Accordingly, the total number of issued Shares will be diminished by the number of Shares purchased or otherwise acquired by the Company and which are not held as treasury shares.
- 2.4.2 Any Shares purchased or acquired by the Company under a Share Buy-back (which are not held by the Company as treasury shares to the extent permitted under the Companies Act) will be automatically delisted by the SGX-ST, and (where applicable) the certificates in respect thereof will be cancelled by the Company as soon as reasonably practicable following settlement of any Share Buy-back.
- 2.4.3 At the time of each Share Buy-back, the Company may decide whether the Shares purchased or otherwise acquired will be cancelled or held as treasury shares, or partly cancelled and partly kept as treasury shares, depending on the needs of the Company and as the Directors deem fit in the interests of the Company at that time.

2.5 Treasury Shares

Under the Companies Act, Shares purchased or otherwise acquired by the Company may be held or dealt with as treasury shares. Some of the provisions on treasury shares under the Companies Act are summarised below:

Maximum holdings

2.5.1 The number of Shares held as treasury shares cannot at any time exceed 10.0% of the total number of issued Shares. Any Shares in excess of this limit shall be disposed of or cancelled in accordance with Section 76K of the Companies Act within 6 months beginning on the date on which that contravention occurs or such further periods as ACRA may allow.

2.5.2 The Company has no Shares held as treasury shares as at the Latest Practicable Date. Assuming no changes to the share capital of the Company during the Relevant Period, the maximum number of Shares that may be held as treasury shares is 20,499,285 treasury shares.

Voting and other rights

2.5.3 The Company cannot exercise any right in respect of treasury shares. In particular, the Company cannot exercise any right to attend or vote at meetings and for the purposes of the Companies Act, the Company shall be treated as having no right to vote and the treasury shares shall be treated as having no voting rights.

2.5.4 In addition, no dividend may be paid, and no other distribution (whether in cash or otherwise) of the Company's assets may be made to the Company in respect of treasury shares. However, the allotment of Shares as fully paid bonus shares in respect of treasury shares is allowed. The subdivision or consolidation of treasury shares into greater or smaller numbers is allowed so long as the total value of the treasury shares after such subdivision or consolidation is same as before the subdivision or consolidation, as the case may be.

Disposal and cancellation

2.5.5 Where Shares are held as treasury shares, the Company may at any time (subject to the Take-over Code):

- (a) sell the treasury shares for cash;
- (b) transfer the treasury shares for the purposes of or pursuant to any share scheme, whether for employees, Directors or other persons;
- (c) transfer the treasury shares as consideration for the acquisition of shares in or assets of another company or assets of a person;
- (d) cancel the treasury shares; or
- (e) sell, transfer or otherwise use the treasury shares for such other purposes as may be prescribed by the Minister for Finance of Singapore.

2.5.6 Under Rule 704(31) of the Catalist Rules, an immediate announcement must be made of any sale, transfer, cancellation and/or use of treasury shares (in each case, the "Usage"). Such announcement must include details such as the date of the Usage, the purpose of the Usage, the number of treasury shares comprised in the Usage, the number of treasury shares before and after the Usage, the percentage of the number of treasury shares against the total number of issued shares (of the same class as the treasury shares) which are listed on the SGX-ST before and after the Usage and the value of the treasury shares comprised in the Usage.

2.6 Reporting requirements

2.6.1 Within 30 days of the passing of a Shareholders' ordinary resolution to approve any Share Buy-back, the Company shall lodge a copy of such resolution with ACRA.

- 2.6.2 The Company shall notify ACRA, using the prescribed form, within 30 days of a Share Buy-back on the Catalist or otherwise. Such notification shall include details of the Share Buy-back, such as the date of the Share Buy-backs, the total number of Shares purchased or acquired, the number of Shares cancelled, the number of Shares held as treasury shares, the Company's issued share capital before and after the Share Buy-back, the amount of consideration paid by the Company for the Share Buy-back, whether the Shares were purchased or acquired out of the profits or the capital of the Company, and such other particulars as may be required by ACRA.
- 2.6.3 Within 30 days of the cancellation or disposal of treasury shares in accordance with the provisions of the Companies Act, the Directors shall lodge with ACRA the notice of cancellation or disposal of treasury shares in the prescribed form as required by ACRA.
- 2.6.4 The Catalist Rules specify that a listed company must make an announcement on SGXNET of all purchases or acquisitions of its shares no later than 9.00 a.m.:
- (a) in the case of a Market Acquisition, on the Market Day following the date the Market Acquisition was made; and
 - (b) in the case of an Off-Market Acquisition, on the second Market Day after the close of acceptances of the offer for the Off-Market Acquisition.
- 2.6.5 The announcement must be in the form of Appendix 8D prescribed by the Catalist Rules. The Company shall make arrangements with its stockbrokers to ensure that they provide to the Company in a timely fashion the necessary information which will enable the Company to make the necessary announcements.

2.7 Source of funds

- 2.7.1 In purchasing or acquiring its Shares, the Company may only apply funds legally available for Share Buy-backs in accordance with the applicable laws of Singapore. The Company may not purchase its Shares for a consideration other than in cash or, in the case of a Market Acquisition or otherwise acquired, for settlement otherwise than in accordance with the trading rules of the SGX-ST.
- 2.7.2 Under the Companies Act, Share Buy-backs may be made out of the Company's distributable profits or capital so long as the Company is solvent. In determining whether the Company is solvent, the Directors must have regard to the most recently audited financial statements, other relevant circumstances, and may rely on valuations or estimation of assets or liabilities. In determining the value of contingent liabilities, the Directors may take into account the likelihood of the contingency occurring, as well as any counter-claims by the Company.

Pursuant to Section 76F(4) of the Companies Act, a company is "solvent" if the following conditions are satisfied:

- (a) there is no ground on which the company could be found to be unable to pay its debts;
 - (b) if,
 - (i) it is intended to commence the winding up of the company within the period 12 months immediately after the date of payment, the company will be able to pay its debts as they fall due during the period of 12 months after the date of commencement of the winding up; or
 - (ii) it is not intended so to commence winding up, the company will be able to pay its debts as they fall due during the period of 12 months immediately after the date of the payment; and
 - (c) the value of the Company's assets is not less than the value of its liabilities (including contingent liabilities) and will not, after the purchase or acquisition of Shares, become less than the value of its liabilities (including contingent liabilities).
- 2.7.3 The Company intends to use internal sources of funds or external borrowings, or a combination of internal resources and external borrowings to finance the Company's Share Buy-backs pursuant to the Share Buy-back Mandate. The Directors do not propose to exercise the Share Buy-back Mandate in a manner and to such extent that it would have a material adverse effect on the financial position, liquidity and/or the capital adequacy of the Group.

2.8 Financial effects

2.8.1 The financial effects on the Company and the Group arising from Share Buy-backs pursuant to the Share Buy-back Mandate will depend on, inter alia, whether the Shares are purchased or acquired out of profits and/or capital of the Company, the number and price paid for such Shares and whether the Shares purchased or acquired are held as treasury shares or cancelled.

2.8.2 The Share Buy-back scenarios discussed below are for illustrative purposes only, to illustrate the financial effects on the Company and the Group arising from Share Buy-backs pursuant to the Share Buy-back Mandate under those scenarios, based on the audited financial statements of the Company and the Group for FY2020, and under the following principal assumptions:

- (i) The Share Buy-backs pursuant to the Share Buy-back Mandate had been effective on 1 July 2019 for the purpose of computing the financial effects on the EPS/LPS of the Company and Group;
- (ii) The Share Buy-backs pursuant to the Share Buy-back Mandate had taken place on 30 June 2020 for the purpose of computing the financial effects on shareholders' equity, NTA per share, current ratio and gearing ratio of the Company and Group;
- (iii) The Share Buy-backs will be based on a total of 196,092,856 Shares in issue as at 30 June 2020. A total of 8,900,000 Shares issued after 30 June 2020 will be disregarded for the purpose of computing the financial effects, of which: (a) 7,500,000 Shares were issued on 27 August 2020 pursuant to the Company's placement exercise; and (b) 1,400,000 Shares were issued on 28 August 2020 pursuant to the exercise of share options under the UG Healthcare Corporation ESOS. For the purpose of this illustration, the Company carried out Share Buy-backs in respect of 19,609,285 Shares representing 10.0% of the total number of Shares (excluding treasury shares and subsidiary holdings) as at 30 June 2020;
- (iv) In the scenarios where the Company makes Market Acquisitions: Assuming that the Company purchases or acquires 19,609,285 Shares at the Maximum Price of approximately S\$2.5683 (being the price equivalent to 105.0% of the Average Closing Price of the Shares over the last 5 Market Days on which the Shares were transacted on SGX-ST immediately preceding the Latest Practicable Date), the maximum amount of funds required for the Share Buy-back of 19,609,285 Shares would be approximately S\$50.36 million;
- (v) In the scenarios where the Company makes Off-Market Acquisitions: Assuming that the Company purchases or acquires 19,609,285 Shares at the Maximum Price of approximately S\$2.9352 (being the price equivalent to 120.0% of the Average Closing Price of the Shares over the last 5 Market Days on which the Shares were transacted on SGX-ST immediately preceding the Latest Practicable Date), the maximum amount of funds required for the Share Buy-back of 19,609,285 Shares would be approximately S\$57.56 million;
- (vi) Transaction costs incurred for the Share Buy-backs pursuant to the Share Buy-back Mandate have been assumed to be insignificant and hence have been disregarded for the purpose of computing the financial effects; and
- (vii) The Share buy-back will be funded by the Company solely from external borrowings.

Illustrative financial effects

2.8.3 For illustrative purposes only, and based the assumptions set out above, the financial effects of the:

- (a) Share Buy-backs of 19,609,285 Shares by the Company made entirely out of capital and the purchased Shares are held in treasury; and
- (b) Share Buy-backs of 19,609,285 Shares by the Company made entirely out of capital and the purchased Shares are cancelled;

on the audited financial statements of the Company and the Group for FY2020 are set out in the following pages.

2.8.4 Other than as described in Section 2.8.2 above, the financial effects of Share Buy-backs by the Company by way of purchases made out of profits are similar to that of purchases made out of capital. Therefore, and solely for purposes of illustration, only the financial effects of Share Buy-backs by way of purchases made out of capital are set out in this Appendix.

Scenario 1 – Market Acquisitions of 19,609,285 Shares out of capital and held as treasury shares

| | Group | | | Company | | |
|-----------------------------------------------------------|---------------------------------|-------------------------------------|-----------------------------------|---------------------------------|-------------------------------------|-----------------------------------|
| | Before Share Buy-Back (\$S'000) | After Market Acquisitions (\$S'000) | Off-Market Acquisitions (\$S'000) | Before Share Buy-Back (\$S'000) | After Market Acquisitions (\$S'000) | Off-Market Acquisitions (\$S'000) |
| As at 30 June 2020 | | | | | | |
| Share capital | 37,870 | 37,870 | 37,870 | 37,870 | 37,870 | 37,870 |
| Treasury shares | – | (50,363) | (57,557) | – | (50,363) | (57,557) |
| Non-controlling interest | 2,051 | 2,051 | 2,051 | – | – | – |
| Total equity | 54,272 | 3,909 | (3,285) | 50,089 | (274) | (7,468) |
| Net tangible assets (NTA) ⁽¹⁾ | 51,959 | 1,596 | (5,598) | 50,089 | (274) | (7,468) |
| Current assets | 75,987 | 75,987 | 75,987 | 19,298 | 19,298 | 19,298 |
| Current liabilities | 50,815 | 101,178 | 108,372 | 1,830 | 52,193 | 59,387 |
| Working capital | 25,172 | (25,191) | (32,385) | 17,468 | (32,895) | (40,089) |
| Total borrowings ⁽²⁾⁽³⁾ | 55,601 | 105,964 | 113,158 | 1,830 | 52,193 | 59,387 |
| Cash and bank balances | 9,292 | 9,292 | 9,292 | 28 | 28 | 28 |
| Net Profit/(Loss) attributable to owners of the Company | 13,402 | 13,402 | 13,402 | (207) | (207) | (207) |
| Number of Shares excluding treasury shares ⁽⁴⁾ | 196,092,856 | 176,483,571 | 176,483,571 | 196,092,856 | 176,483,571 | 176,483,571 |
| Financial Ratios | | | | | | |
| NTA per share (cents) ⁽⁵⁾ | 26.50 | 0.90 | (3.17) | 25.54 | (0.16) | (4.23) |
| EPS/(LPS) (cents) ⁽⁶⁾ | 6.83 | 7.59 | 7.59 | (0.11) | (0.12) | (0.12) |
| Gearing ratio (times) ⁽⁷⁾ | 1.02 | 27.11 | N.M. | 0.04 | N.M. | N.M. |
| Current ratio (times) ⁽⁸⁾ | 1.50 | 0.75 | 0.70 | 10.55 | 0.37 | 0.32 |

N.M. - not meaningful

Notes:-

- (1) NTA equals total equity less non-controlling interests and intangible assets.
- (2) The Company will procure loans from external sources such as financial institutions of an amount sufficient to finance the Share Buy-backs being S\$50.36 million for Market Acquisitions and S\$57.56 million for Off-Market Acquisitions.
- (3) Total borrowings consist of total liabilities (excluding deferred tax liabilities).
- (4) This excludes 8,900,000 Shares issued after 30 June 2020, of which: (a) 7,500,000 Shares were issued on 27 August 2020 pursuant to the Company's placement exercise; and (b) 1,400,000 Shares were issued on 28 August 2020 pursuant to the exercise of share options under the UG Healthcare Corporation ESOS.
- (5) NTA per Share is computed based on the NTA (i.e. net assets less intangible assets and non-controlling interests) divided by the number of Shares in issue (excluding treasury shares and subsidiary holdings).
- (6) EPS/LPS has been computed based on FY2020 net profit/loss attributable to owners of the Company divided by the number of Shares in issue.
- (7) Gearing equals total borrowings divided by total equity. Gearing ratios that are stated as N.M. are not meaningful due to the negative equity position subsequent to the Share Buy-backs.
- (8) Current ratio equals current assets divided by current liabilities.

Scenario 2 – Market Acquisitions of 19,609,285 Shares out of capital and cancelled

| | Group | | | Company | | |
|-----------------------------------------------------------|---------------------------------|----------------------------------------------------|-----------------------------------|---------------------------------|----------------------------------------------------|-----------------------------------|
| | Before Share Buy-Back (\$S'000) | After Share Buy-Back Market Acquisitions (\$S'000) | Off-Market Acquisitions (\$S'000) | Before Share Buy-Back (\$S'000) | After Share Buy-Back Market Acquisitions (\$S'000) | Off-Market Acquisitions (\$S'000) |
| As at 30 June 2020 | | | | | | |
| Share capital | 37,870 | (12,493) | (19,687) | 37,870 | (12,493) | (19,687) |
| Non-controlling interest | 2,051 | 2,051 | 2,051 | – | – | – |
| Total equity | 54,272 | 3,909 | (3,285) | 50,089 | (274) | (7,468) |
| Net tangible assets (NTA) ⁽¹⁾ | 51,959 | 1,596 | (5,598) | 50,089 | (274) | (7,468) |
| Current assets | 75,987 | 75,987 | 75,987 | 19,298 | 19,298 | 19,298 |
| Current liabilities | 50,815 | 101,178 | 108,372 | 1,830 | 52,193 | 59,387 |
| Working capital | 25,172 | (25,191) | (32,385) | 17,468 | (32,895) | (40,089) |
| Total borrowings ⁽²⁾⁽³⁾ | 55,601 | 105,964 | 113,158 | 1,830 | 52,193 | 59,387 |
| Cash and bank balances | 9,292 | 9,292 | 9,292 | 28 | 28 | 28 |
| Net Profit/(Loss) attributable to owners of the Company | 13,402 | 13,402 | 13,402 | (207) | (207) | (207) |
| Number of Shares excluding treasury shares ⁽⁴⁾ | 196,092,856 | 176,483,571 | 176,483,571 | 196,092,856 | 176,483,571 | 176,483,571 |
| Financial Ratios | | | | | | |
| NTA per share (cents) ⁽⁵⁾ | 26.50 | 0.90 | (3.17) | 25.54 | (0.16) | (4.23) |
| EPS/(LPS) (cents) ⁽⁶⁾ | 6.83 | 7.59 | 7.59 | (0.11) | (0.12) | (0.12) |
| Gearing ratio (times) ⁽⁷⁾ | 1.02 | 27.11 | N.M. | 0.04 | N.M. | N.M. |
| Current ratio (times) ⁽⁸⁾ | 1.50 | 0.75 | 0.70 | 10.55 | 0.37 | 0.32 |

N.M. - not meaningful

Notes:-

- (1) NTA equals total equity less non-controlling interests and intangible assets.
- (2) The Company will procure loans from external sources such as financial institutions of an amount sufficient to finance the Share Buy-backs being S\$50.36 million for Market Acquisitions and S\$57.56 million for Off-Market Acquisitions.
- (3) Total borrowings consist of total liabilities (excluding deferred tax liabilities).
- (4) This excludes 8,900,000 Shares issued after 30 June 2020, of which: (a) 7,500,000 Shares were issued on 27 August 2020 pursuant to the Company's placement exercise; and (b) 1,400,000 Shares were issued on 28 August 2020 pursuant to the exercise of share options under the UG Healthcare Corporation ESOS.
- (5) NTA per Share is computed based on the NTA (i.e. net assets less intangible assets and non-controlling interests) divided by the number of Shares in issue (excluding treasury shares and subsidiary holdings).
- (6) EPS/LPS has been computed based on FY2020 net profit/loss attributable to owners of the Company divided by the number of Shares in issue.
- (7) Gearing equals total borrowings divided by total equity. Gearing ratios that are stated as N.M. are not meaningful due to the negative equity position subsequent to the Share Buy-backs.
- (8) Current ratio equals current assets divided by current liabilities.

Shareholders should note that the financial effects set out above are based on the above-mentioned assumptions and are purely for purposes of illustration only. In particular, it is important to note that the above illustration is based on historical audited financial statements for FY2020 and is not necessarily representative of future financial performance.

The actual impact will depend on the number and price of the share bought back. As stated, the Directors do not propose to exercise the Share Buy-back Mandate to such an extent that it would have a material adverse effect on the working capital requirements, financial position and/or gearing of the Group. The purchase of the shares will only be effected after considering relevant factors such as the working capital requirement, availability of financial resources, the expansion and investment plans of the Group, and the prevailing marketing conditions. The Share Buy-back Mandate will be exercised with a view to enhance the EPS and/or NAV per share of the Group.

Although the Share Buy-back Mandate would authorise the Company to purchase or otherwise acquire up to 10.0% of the issued Shares (excluding treasury shares and subsidiary holdings), the Company may not necessarily purchase or acquire or be able to purchase or acquire the full 10.0% of the issued Shares (excluding treasury shares and subsidiary holdings). In addition, the Company may cancel all or part of the Shares purchased or acquired, or hold all or part of the Shares purchased or acquired as treasury shares. The Company will take into account both financial and non-financial factors (for example, stock market conditions and the performance of shares) in assessing the relative impact of a share before execution.

2.9 Tax implications

Shareholders who are in doubt as to their respective tax positions or the tax implications of a Share Buy-back by the Company or who may be subject to tax, whether in or outside Singapore, should consult their own professional advisers.

2.10 Requirements under the Catalist Rules

Listing Status

2.10.1 Rule 723 of the Catalist Rules require a listed company to ensure that at least 10.0% of its total number of its issued shares (excluding preference shares, convertible equity securities and treasury shares) in a class that is listed is at all times held by the public. The "public", as defined under the Catalist Rules, are persons other than the directors, chief executive officer, substantial shareholders or controlling shareholders of the company or its subsidiaries, and the associates of such persons.

2.10.2 As at the Latest Practicable Date, there are 71,161,261 Shares representing approximately 34.71% of the total number of issued Shares are held by the public shareholders. **For illustrative purposes only**, assuming the Company undertakes Share Buy-backs up to the full 10.0% limit pursuant to the Share Buy-back Mandate, the number of issued Shares held by the public would be reduced to 50,661,976 Shares representing approximately 24.71% of the total number of issued Shares. The Company does not have any individual shareholding limit or foreign shareholding limit.

2.10.3 Accordingly, the Directors are of the view that there is, at present, a sufficient number of Shares held by the public which would permit the Company to undertake Share Buy-backs to the full 10.0% limit pursuant to the Share Buy-back Mandate.

2.10.4 In undertaking any Share Buy-backs, the Directors will use their best efforts to ensure that, notwithstanding such purchases, a sufficient number of Shares remain in public hands so that the Share Buy-backs will not (i) adversely affect the listing status of the Shares on Catalist; (ii) cause market illiquidity; and (iii) adversely affect the orderly trading of the Shares.

Restrictions on Share Buy-backs

2.10.5 While the Catalist Rules do not expressly prohibit any purchase or acquisition of shares by a listed company during any particular time, the listed company would be regarded as an "insider" in relation to any proposed purchase or acquisition of its issued shares. As such, the Company will not undertake any Share Buy-backs pursuant to the Share Buy-back Mandate at any time after any matter or development of a price-sensitive nature has occurred or has been the subject of consideration and/or a decision of the Board until such price-sensitive information has been publicly announced or disseminated in accordance with the requirements of the Catalist Rules.

2.10.6 Further, in conformity with the best practices on dealing with securities under the Catalyst Rules, the Company will not undertake any Share Buy-backs through Market Acquisitions or Off-Market Acquisitions during the period commencing 1 month before the announcement of the Group's half-year and full year results.

2.11 Take-over implications

2.11.1 Appendix 2 of the Take-over Code contains the Share Buy-back Guidance Note applicable as at the Latest Practicable Date. The take-over implications arising from any Share Buy-backs are set out below:

Obligation to make a take-over offer

- (a) If, as a result of any Share Buy-back, a Shareholder's proportionate interest in the voting capital of the Company increases, such increase will be treated as an acquisition for the purposes of Rule 14 of the Take-over Code. If such increase results in a change of effective control, or, as a result of such increase, a Shareholder or group of Shareholders acting in concert obtains or consolidates effective control of the Company, such Shareholder or group of Shareholders acting in concert could become obliged to make a mandatory take-over offer for the Company under Rule 14 of the Take-over Code.

Pursuant to Rule 14 of the Take-over Code, a Shareholder and persons acting in concert with the Shareholder will incur an obligation to make a mandatory take-over offer if, inter alia, he and persons acting in concert with him increase their voting rights in the Company to 30.0% or more or, if they, together holding between 30.0% and 50.0% of the Company's voting rights, increase their voting rights in the Company by more than 1.0% in any period of 6 months.

Persons acting in concert

- (b) Under the Take-over Code, persons acting in concert comprise individuals or companies who, pursuant to an agreement or understanding (whether formal or informal), cooperate, through the acquisition by any of them of shares in a company, to obtain or consolidate effective control of that company.

Unless the contrary is established, inter alia, the following persons will, be presumed to be acting in concert:

- (i) a company with its parent company, subsidiaries, its fellow subsidiaries, any associated companies of the foregoing companies, any company whose associated companies include any of the foregoing companies, and any person who has provided financial assistance (other than a bank in the ordinary course of business) to any of the foregoing companies for the purchase of voting rights;
- (ii) a company with any of its directors, together with their close relatives, related trusts as well as companies controlled by any of the directors, their close relatives and related trusts;
- (iii) a company with any of its pension funds and employee share schemes;
- (iv) a person with any investment company, unit trust or other fund whose investment such person manages on a discretionary basis, but only in respect of the investment account which such person manages;
- (v) a financial or other professional adviser, including a stockbroker, with its client in respect of the shareholdings of the adviser and persons controlling, controlled by or under the same control as the adviser, and all the funds which the adviser manages on a discretionary basis, where the shareholdings of the adviser and any of those funds in the client total 10.0% or more of the client's equity share capital;
- (vi) directors of a company (together with their close relatives, related trusts and companies controlled by any of such directors, their close relatives and related trusts) which is subject to an offer or where the directors have reason to believe a bona fide offer for their company may be imminent;
- (vii) partners; and
- (viii) an individual, his close relatives, his related trusts, any person who is accustomed to act according to the instructions of that individual, companies controlled by any of the above, and any person who has provided financial assistance (other than a bank in the ordinary course of business) to any of the above for the purchase of voting rights.

Effect of Rule 14 and Appendix 2 of the Take-over Code

2.112 In general terms, the effect of Rule 14 and Appendix 2 of the Take-over Code is that, unless exempted, the Directors and persons acting in concert with them will incur an obligation to make a take-over offer for the Company under Rule 14 if, as a result of the Company carrying out a Share Buy-back, the voting rights of such Directors and their concert parties would increase to 30.0% or more, or if the voting rights of such Directors and their concert parties fall between 30.0% and 50.0% of the Company's voting rights, the voting rights of such Directors and their concert parties would increase by more than 1.0% in any period of 6 months. The Directors and their concert parties will be exempted from the requirement to make a take-over offer subject to certain conditions as set out in the Take-over Code, including, inter alia:

- (a) the inclusion in the Appendix to Shareholders on the resolution to authorise the Share Buy-back Mandate advice to the effect that by voting for the resolution to authorise the Share Buy-back Mandate, Shareholders are waiving their right to a take-over offer at the required price from the Directors and parties acting in concert with them who, as a result of the Company carrying out a Share Buy-back, would increase their voting rights to 30.0% or more, or, if they together hold between 30.0% and 50.0% of the Company's voting rights, would increase their voting rights by more than 1.0% in any period of 6 months; and the names of such Directors and persons acting in concert with them, their voting rights at the time of the resolution and after Share Buy-backs pursuant to the Share Buy-back Mandate; and
- (b) the submission to the SIC by each of the Directors of an executed form as prescribed by the SIC within 7 days of the passing of the resolution to authorise the Share Buy-back Mandate.

2.113 Under Appendix 2 of the Take-over Code, a Shareholder not acting in concert with the Directors will not be required to make a take-over offer under Rule 14 of the Take-over Code if, as a result of the Company carrying out a Share Buy-back, the voting rights of such Shareholder in the Company would increase to 30.0% or more, or if such Shareholder holds between 30.0% and 50.0% of the Company's voting rights, the voting rights of such Shareholder would increase by more than 1.0% in any period of 6 months. Such Shareholder need not abstain from voting in respect of the resolution authorising the Share Buy-back Mandate unless so required under the Companies Act.

The statements in this Appendix do not purport to be a comprehensive or exhaustive description of all implications that may arise under the Take-over Code. Shareholders are advised to consult their professional advisers and/or the Securities Industry Council at the earliest opportunity as to whether an obligation to make a take-over offer under the Take-over Code would arise by reason of any Share Buy-backs by the Company.

Application of the Take-over Code

2.114 Details of the shareholdings of the Directors and Substantial Shareholders as at the Latest Practicable Date are set out in Section 3 below.

2.115 As at the Latest Practicable Date:

- (a) our Chief Executive Officer and Executive Director, Mr. Lee Keck Keong;
- (b) our Executive Director and Finance Director, Mr. Lee Jun Yih;
- (c) our Executive Director, Mr. Lee Jun Linn; and
- (d) our Controlling Shareholder, Ms. Sim Ai Cheng

(collectively, the "**Relevant Shareholders**") whereby Mr. Lee Keck Keong is the father and Ms Sim Ai Cheng is the mother of Mr. Lee Jun Yih and Mr. Lee Jun Linn, and hence are presumed to be parties acting in concert in relation to their interests in the Company.

2.116 As at the Latest Practicable Date, the Relevant Shareholders hold an aggregate of 124,219,796 Shares, representing approximately 60.59% of the voting rights in the Company.

2.11.7 As the Relevant Shareholders hold more than 50.0% of the voting rights in the Company, the Relevant Shareholders and parties acting in concert with them are not expected to incur an obligation to make a mandatory take-over offer for the Shares under Rule 14.1 of the Take-over Code as a result of the Company buying back its Shares under the Share Buy-back Mandate.

Shareholders who are in any doubt as to whether they would incur any obligations to make a take-over offer as a result of any Share Buy-back pursuant to the Share Buy-back Mandate are advised to consult their professional advisers and/or the SIC and/or the relevant authorities at the earliest opportunity before they acquire any Shares during the period when the Share Buy-back Mandate is in force.

2.12 Shares purchased in the previous 12 months

No Share Buy-backs have been undertaken by the Company in the 12 months preceding the Latest Practicable Date.

3. DISCLOSURE OF SHAREHOLDINGS

As at the Latest Practicable Date, the interests of the Directors and Substantial Shareholders in the Shares of the Company are as follows:

| | Direct Interest | | Deemed Interest | |
|--------------------------------------------------------|------------------|------------------|------------------|------------------|
| | Number of Shares | % ⁽¹⁾ | Number of Shares | % ⁽¹⁾ |
| Directors | | | | |
| Lee Keck Keong | – | – | 122,564,098 | 59.79 |
| Lee Jun Yih | 930,546 | 0.45 | 122,564,098 | 59.79 |
| Lee Jun Linn | 725,152 | 0.35 | 122,564,098 | 59.79 |
| Wong See Keong | 9,611,799 | 4.69 | – | – |
| Substantial Shareholders (other than Directors) | | | | |
| Sim Ai Cheng ⁽²⁾ | – | – | 122,564,098 | 59.79 |
| Zen UG Pte. Ltd. ⁽³⁾⁽⁴⁾ | 51,199,393 | 24.98 | 46,221,515 | 22.55 |
| Raydion Direct Global Inc ⁽³⁾ | 25,143,190 | 12.27 | – | – |

Notes:

- (1) Based on the total issued and fully paid-up ordinary share capital of 204,992,856 Shares as at the Latest Practicable Date.
- (2) Sim Ai Cheng is the spouse of Lee Keck Keong and the mother of Lee Jun Yih and Lee Jun Linn.
- (3) Lee Keck Keong, Sim Ai Cheng, Lee Jun Yih and Lee Jun Linn are deemed to be interested in all the shares held by Zen UG Pte. Ltd. And Raydion Direct Global Inc by virtue of Section 7 of the Companies Act.
- (4) Zen UG Pte. Ltd. is deemed to be interested in 46,221,515 shares of the Company registered under CGS-CIMB Securities (Singapore) Pte. Ltd.

4. DIRECTORS' RECOMMENDATION

The Directors, having carefully considered, among others, the rationale and terms of the proposed renewal of the Share Buy-back Mandate, are of the opinion that it is in the best interests of the Company. Accordingly, they recommend that Shareholders vote in favour of relating to the proposed renewal of the Share Buy-back Mandate at the 2020 AGM.

5. ANNUAL GENERAL MEETING

The 2020 AGM, notice of which is set out on pages 129 to 135 of the Annual Report, will be held on 30 October 2020 at 10.00 a.m. via electronic means for the purpose of considering, and if thought fit, passing with or without any modifications, the ordinary resolutions set out in the Notice of AGM.

6. ACTION TO BE TAKEN BY SHAREHOLDERS

Alternative arrangements have been put in place to allow Shareholders to participate at the AGM via electronic means, including accessing the AGM proceedings via live audio-visual webcast, submission of questions to the Chairman of the AGM in advance of the AGM, addressing of substantial and relevant questions at the AGM and voting by appointing the Chairman of the AGM as proxy at the AGM.

Shareholders should refer to the notes set out in the Notice of AGM for further information, including the steps to be taken by Shareholders to participate at the AGM.

7. DIRECTORS' RESPONSIBILITY STATEMENT

The Directors collectively and individually accept full responsibility for the accuracy of the information given in this Appendix and confirm after making all reasonable enquiries, that to the best of their knowledge and belief, this Appendix constitutes full and true disclosure of all material facts about the proposed renewal of the Share Buy-back Mandate, the Company and its subsidiaries, and the Directors are not aware of any facts the omission of which would make any statement in this Appendix misleading. Where information in this Appendix has been extracted from published or otherwise publicly available sources or obtained from a named source, the sole responsibility of the Directors has been to ensure that such information has been accurately and correctly extracted from those sources and/or reproduced in this Appendix in its proper form and context.

8. DOCUMENTS AVAILABLE FOR INSPECTION

Copies of the following documents are available for inspection at the registered office of the Company at 38 Beach Road, #29-11 South Beach Tower, Singapore 189767, during normal business hours from the date of this Appendix up to the date of the 2020 AGM:

- (a) the Constitution of the Company; and
- (b) the Annual Report of the Company for the financial year ended 30 June 2020.

Yours faithfully,
For and on behalf of the Board of Directors
UG Healthcare Corporation Limited

Mr. Yip Wah Pung
Non-Executive Chairman and Independent Director

8 October 2020

This page intentionally left blank.

Corporate Information

Board Of Directors

Mr. Yip Wah Pung
Non-Executive Chairman and Independent Director

Mr. Lee Keck Keong
Executive Director and Chief Executive Officer

Mr. Lee Jun Yih
Executive Director and Finance Director

Mr. Wong See Keong
Executive Director

Mr. Lee Jun Linn
Executive Director

Mr. Ng Lip Chi, Lawrence
Independent Director

Mr. Vincent Leow
Independent Director

Audit Committee

Mr. Yip Wah Pung (Chairman)
Mr. Ng Lip Chi, Lawrence
Mr. Vincent Leow

Remuneration Committee

Mr. Ng Lip Chi, Lawrence (Chairman)
Mr. Yip Wah Pung
Mr. Vincent Leow

Nominating Committee

Mr. Vincent Leow (Chairman)
Mr. Ng Lip Chi, Lawrence
Mr. Yip Wah Pung
Mr. Lee Keck Keong

Company Secretary

Ms. Sharon Yeoh Kar Choo, ACIS

Registered Office

38 Beach Road #29-11
South Beach Tower
Singapore 189767
Tel: (60) 6677 2751/2
Fax: (60) 6677 2755
Website: www.ughealthcarecorporation.com
Email: ir@ughc.com

Share Registrar

B.A.C.S. Private Limited
8 Robinson Road,
#03-00 ASO Building
Singapore 048544

Auditors

Mazars LLP
135 Cecil Street
#10-01
Singapore 069536

Partner-in-charge: Mr. Ooi Chee Keong
(with effect from the financial year ended June 2020)

Principal Bankers

United Overseas Bank Limited, Singapore
United Overseas Bank (Malaysia) Berhad
Overseas-Chinese Banking
Corporation Limited, Singapore
OCBC Bank (Malaysia) Berhad
CTBC Bank Co., Ltd
Citibank, N.A.

Continuing Sponsor

SAC Capital Private Limited
1 Robinson Road
#21-00 AIA Tower
Singapore 048542
Tel: (65) 6232 3210
Registered professional: Ms. Tay Sim Yee

Investor Relations

Octave FinComm Private Limited
富登财经通讯私人有限公司
Email: enquiry@octavecomms.com



Cultivating Demand For Lasting Value

ANNUAL REPORT 2020



UG HEALTHCARE CORPORATION LIMITED
(Unique Entity No. : 201424579Z)

www.ughealthcarecorporation.com